

ATTACHMENT A

DRAFT OPERATIONAL PLAN 2016/17



City of Sydney Draft Operational Plan

2016/2017

1. About Sydney	2
2. About the City.....	3
The Integrated Planning and Reporting Framework	3
An Ongoing Program to Achieve a Green, Global, Connected City	4
Establishing Partnerships for Change	4
Aligning Council's Program and Operations	4
Resourcing the Plan	4
How the Documents Relate	5
Making it Happen	6
Monitoring Progress	7
Organisational Structure and Senior Executive	8
Corporate Governance	9
3. Strategic Directions and Principal Activities.....	13
A globally competitive and innovative city	15
Strategic Direction 2	19
A leading environmental performer	19
Integrated transport for a connected city	26
A city for walking and cycling.....	29
Strategic Direction 5	33
A lively and engaging city centre	33
Key Performance Indicators	34
Strategic Direction 6	35
Vibrant local communities and economies	35
A cultural and creative city.....	40
Housing for a diverse population	43
Sustainable development renewal and design	46
Implementation through effective governance and partnerships.....	49
4. Annual Budget and Financial Statements	53
Rating and Revenue Policy Statement 2016/17	68
Aggregation of land parcels (lots) for the purposes of ordinary rates	71
Debt Recovery and Financial Hardship	71
Stormwater Management Service Charge.....	73
Domestic Waste Management Annual Availability Charge (DWMAAC).....	74
5. Fees and Charges	75

1. About Sydney

THE CITY OF SYDNEY refers to the Council as an organisation, responsible for the administration of the City.

THE COUNCIL refers to the elected Councillors of the City of Sydney.

THE CITY refers to the geographical area that is administered by The City of Sydney and its physical elements.

THE CITY CENTRE encompasses the old Sydney 'Central Business District' and includes major civic functions, government offices, cultural and entertainment assets and runs between Circular Quay and Central Station, Domain/Hyde Park and Darling Harbour.

CENTRAL SYDNEY refers to the 10 Councils that make up the new Central subregion as defined by the NSW Government Metropolitan Plan "a place for growing Sydney".

THE SYDNEY REGION refers to the 43 Local Government Areas of the Sydney metropolitan area and Central Coast (this is also the area defined by the Australian Bureau of Statistics as the Sydney Statistical Division).

The City is guided by the Sustainable Sydney 2030 Community Strategic Plan. The Plan sets out the long term sustainable development of the City to 2030 and beyond. Sustainable development is not just about the physical environment, but about the economy, society and cultures as well, and how addressing each, with bold ideas and good governance, will result in better outcomes for current and future communities.



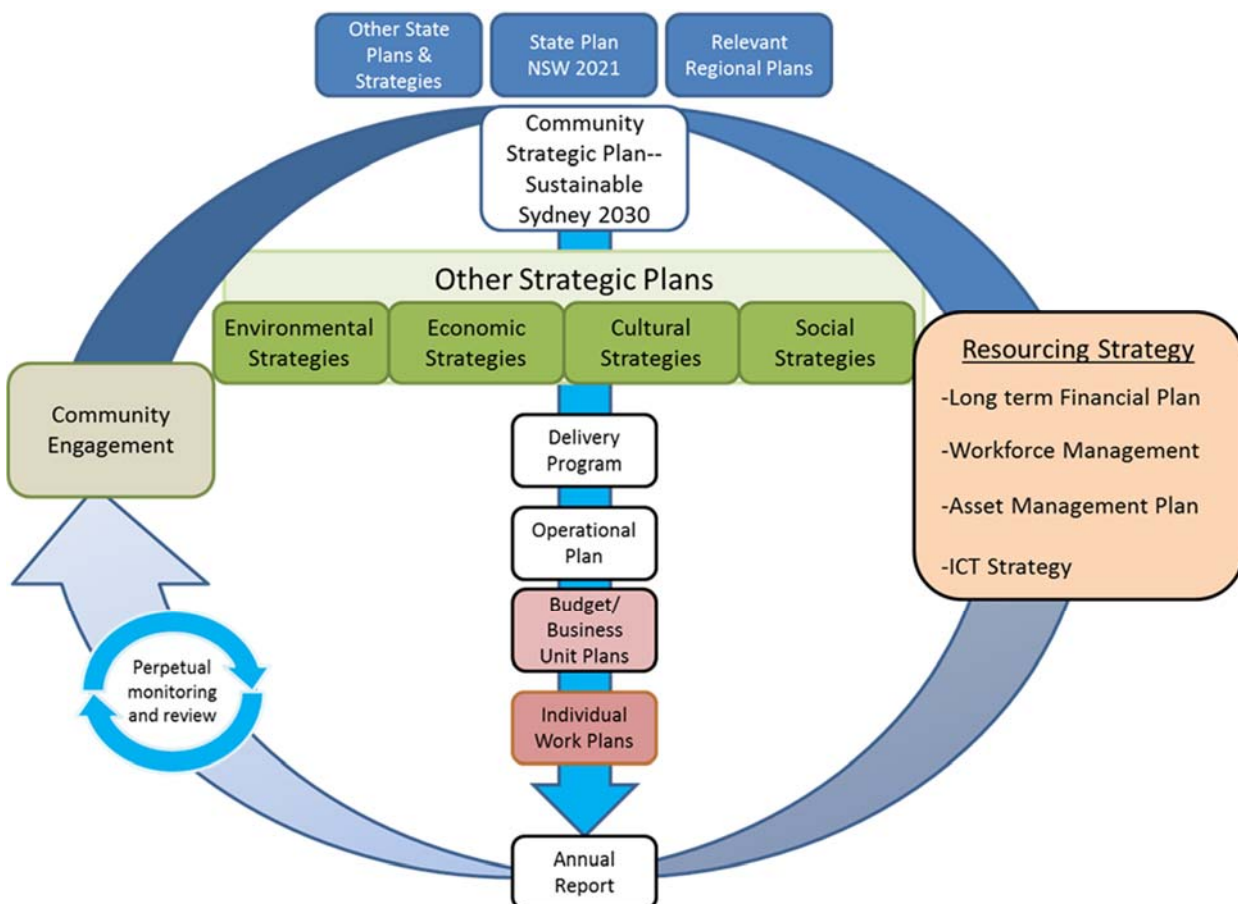
2. About the City

The Integrated Planning and Reporting Framework

The Integrated Planning and Reporting framework for NSW Local Government Council's was introduced by the NSW State Government in 2009. These reforms of the Local Government Act 1993 replace the former Management Plan and Social Plan structures.

The City of Sydney's response to this statutory framework for planning and reporting is embodied in the suite of Integrated Planning documents which will be placed on public exhibition in May-June 2016.

Integrated Planning and Report Framework: Adapted from the Office of Local Government NSW Guidelines, available at www.dlg.nsw.gov.au





Left: Council staff pictured delivering a core cleansing service to the community.

An Ongoing Program to Achieve a Green, Global, Connected City

Sustainable Sydney 2030 is an ongoing commitment by the City of Sydney to achieve the vision and targets set out for a Green, Global, Connected City.

Establishing Partnerships for Change

The City of Sydney has a critical role in implementing the program. However, it can only be achieved through partnerships for change with community, business and government.

Aligning Council's Program and Operations

The City of Sydney's 4 year Delivery Program identifies the actions to deliver the long-term goals and outcomes specified under each strategic direction. The financial plan for the delivery of this program is also identified. From this program, the Operational Plan 2016/17 is derived as an annual instalment, which also includes the detailed budget and revenue policy.

Resourcing the Plan

To support the community's objectives expressed in Sustainable Sydney 2030, a long term resourcing strategy is required as part of the Integrated Planning and Reporting framework. This serves to both inform and test the aspirations expressed in the strategic plan and how Council's share of the required actions might be achieved.

The Resourcing Strategy (2016), which accompanies this Community Strategic Plan includes four components:

- Long Term Financial Plan
- Workforce Strategy
- Asset Management Strategy
- Information and Communication Technology Strategic Plan

Costs for the principal activities undertaken by the City of Sydney under Sustainable Sydney 2030, including the continued provision of current services at the appropriate levels necessary to meet the objectives of the community strategic plan, are brought together in the Long Term Financial Plan. This provides a 10 year view of the costs and what can be funded by the City of Sydney.

The City of Sydney's workforce capacity to meet the objectives of the strategy and the broad challenges and responses to planning our future workforce are outlined in the Workforce Strategy (2015).

Asset management is a critical area of local government responsibilities, governed by legislated standards. The status, needs and resourcing plan for each key asset area in the City's care are shown through the Asset Management Strategy (2016).

The Information, Communication and Technology (ICT) plan establishes a roadmap to ensure that ICT facilities, initiatives and resourcing are aligned with the strategic goals of the organization.

The plan will guide the City's business units as they develop, upgrade and transform the nature and substance of services to clients and communities in order to deliver on Sustainable Sydney 2030 outcomes and targets.



Left: Picture of the grand atrium inside Customs House.

How the Documents Relate

How the City of Sydney’s Integrated Planning and Reporting documents work together is illustrated by the diagram below. All of the key plans are tested and

updated annually and subject to a review following the election of each new Council. The next review will be in 2016-2017.





Left: Paddington Reservoir Gardens.

Making it Happen

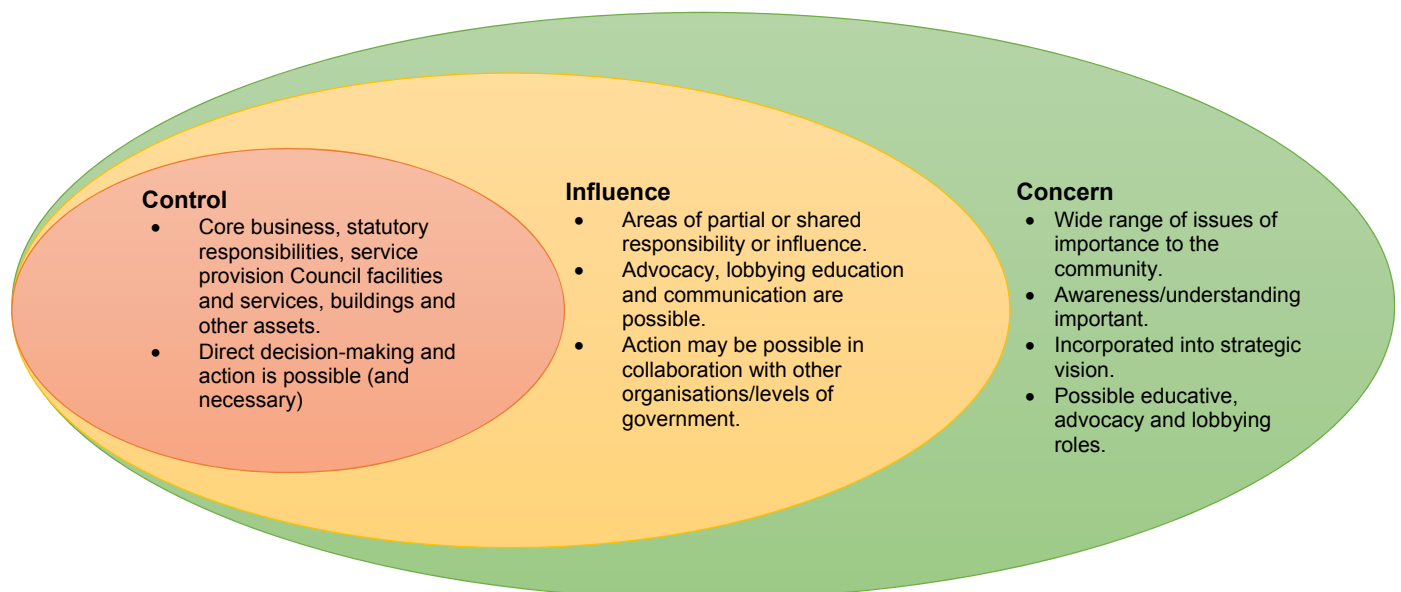
The City of Sydney – Roles and Responsibility


The City of Sydney, as a local government organisation, is governed by the requirements of the Local Government Act (1993) and Regulation, the City of Sydney Act (1988) and other relevant legislative provisions.

The Local Government Act includes the Charter, which identifies the matters councils need to consider when carrying out their responsibilities. While following this Charter, in reality councils have a range of roles – as a leader, service provider, regulator, advocate, facilitator and educator. Councils have a responsibility to formulate and pursue their community’s vision and ideas, provide civic leadership, deliver key services and express local ideas and concerns about important issues to other levels of Government.

There are services that all councils must provide, and some which councils can choose to make available. Many services are also provided by different state and federal agencies, such as public transport, hospitals, and education. There are new policy approaches that influence or direct Council’s responses, and legislation that affects the provision of current services. Council’s roles extend beyond the direct provision of services to advocating for an equitable allocation of resources from the state and federal governments.

In following the directions of Sustainable Sydney 2030 and striving to achieve its objectives, there are limits to what Council alone can control or even influence. As indicated by the diagram below, however, the City of Sydney, like Sustainable Sydney 2030 itself, is concerned with the full range of issues that affect the wellbeing of the City and its communities.





Left: Central Park development.

Monitoring Progress

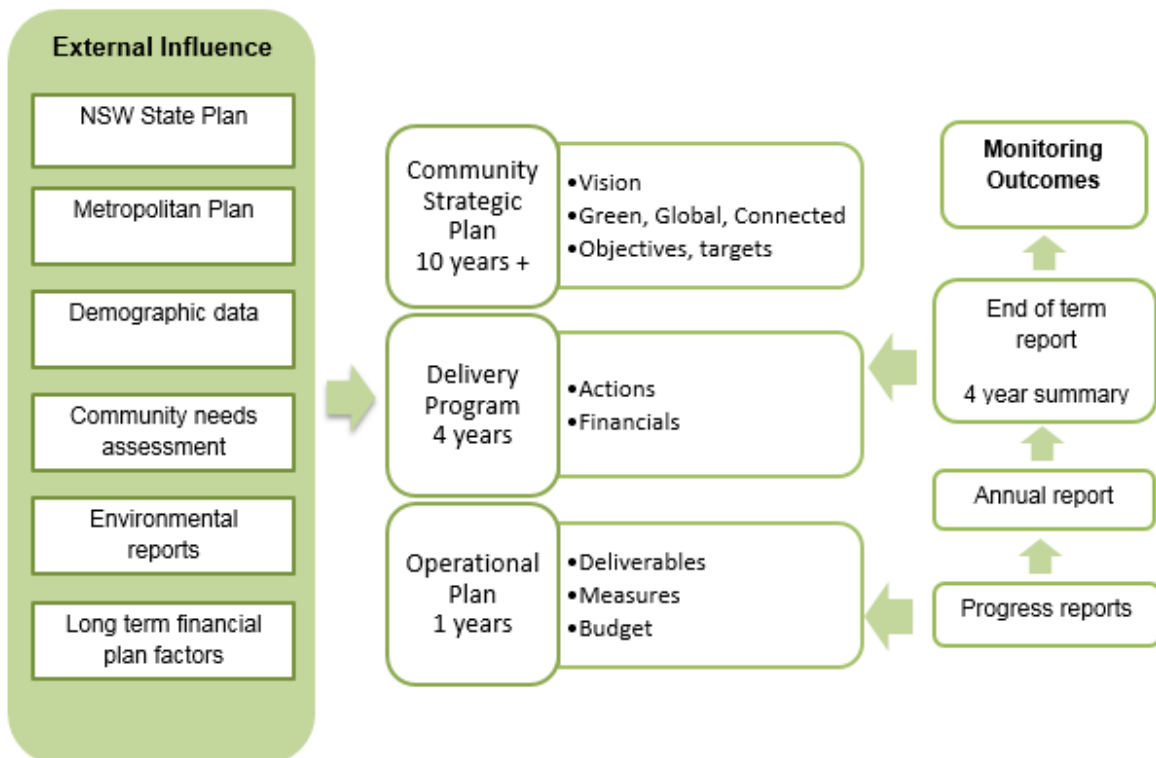
Monitoring of a sustainable Sydney requires a multi-layered process. First there is Sustainable Sydney 2030. As the Community Strategic Plan this requires a monitoring report against broad sustainability indicators for the community and area as a whole.

The Delivery Program and annual Operational Plan are monitored through half yearly, annual and four yearly performance reports and quarterly and yearly financial reports to Council. These reports provide details of our

operational performance, and our progress towards Sustainable Sydney 2030.

The City has also undertaken a major project to establish a comprehensive set of community wellbeing indicators that measure progress across social, cultural, environmental, economic and democratic perspectives.

The Community Indicators will be adding an additional dimension to monitoring and reporting on Sustainable Sydney and to the evidence base for Integrated Planning and Reporting.



Organisational Structure and Senior Executive





Left: Sydney Park Wetlands water feature.

Corporate Governance

The City of Sydney is governed by the requirements of the Local Government Act (1993) and Regulations, the City of Sydney Act (1988) and other relevant legislative provisions.

Council policy, strategic directions and major corporate decisions are determined by the elected Council, chaired by the Lord Mayor. Day to day operations are largely delegated to the Chief Executive Officer or managed in conjunction with the Lord Mayor, as provided for in Council resolutions and delegations, and in accordance with relevant legislation. Corporate performance is monitored through quarterly financial reports, and six monthly operational performance reports to Council and the community.

Governance Framework

The governance framework of the organisation is implemented, monitored and reviewed by the Executive.

Risk Management

The City of Sydney is embedding risk management principles across the organisation based on the latest international standards to ensure good corporate governance within the City. This includes the following risk management structures:

- Risk Management Policy, Program and Frameworks
- Audit Risk and Compliance Committee
- Fraud and Corruption Strategy Code of Conduct
- Emergency Management Committee
- Business Continuity Plan

- Internal Audit Charter
- Workplace Health and Safety Management System

The Legal and Governance division advises on legal and governance issues and is responsible for identifying and protecting the City of Sydney against legal and governance risks. The Workforce, Information and Services division advises on occupational health and safety.

External Audit

City of Sydney has appointed PriceWaterhouseCoopers as their external auditor for a period of 6 years from 2014. The External Auditor provides independent audit opinions on both the general and special purpose financial reports of Council, audits statutory returns relating to a number of Council activities (including the ratings return, domestic waste return, parking enforcement gain share), reports to the Council and the Minister of the conduct of the audit, issues a management letter detailing any matters that arise during the course of the audit and provides any supplementary reports where required by the Office of Local Government. The External Auditor also contributes to Council's Audit, Risk and Compliance Committee meetings.

Internal Audit

Internal audit is an important part of the City of Sydney's risk management processes. The City of Sydney has an internal function in place, using a combination of internal and external expertise and resources.



Left: 'Enchanted Sydney' by artist Spinifex Group is one of many works on display during the Sydney Vivid Festival, 2015.

Audit, Risk and Compliance Committee

The Audit Risk and Compliance Committee plays an important role in the City's governance framework. It provides Council with independent oversight and monitoring of the City's audit, compliance and risk processes and its other internal control activities.

The primary objectives of the Committee are to assist Council in discharging its responsibilities relating to:

- financial reporting practices;
- business ethics, policies and practices;
- accounting policies;
- risk management and internal controls;
- compliance with laws, regulations, standards and best practice guidelines; and
- ensure the integrity of the internal audit function.

The Audit, Risk and Compliance Committee Charter sets out the committee's roles and responsibilities and its oversight of the internal and external audit functions, including any statutory duties. The committee has three independent members, one of whom acts as Chair as well as two Councillors.

Accountability and Transparency

The City of Sydney takes seriously its responsibility to be open and accountable to the community. The City receives requests made in accordance with the Government Information (Public Access) Act 2009 and administers privacy policies and functions to ensure that City of Sydney fully complies with the spirit of the legislation as well as our legal requirements. At the same

time we respect people's privacy by not releasing personal details where inappropriate.

We are working towards integrating all of our major plans and reports into a sustainability reporting structure to make it easier for the community to know what we are doing on their behalf.

Procurement and external contracts

The City of Sydney procurement processes meet the highest standards of probity and integrity. The City's objective in entering into contracts is to obtain goods and services to perform its functions, while using public funds wisely, honestly and in compliance with legislative and public interest requirements. All contracts over \$150,000 undergo a rigorous and open tender process. All other contracts follow best practice and are selected on a value for money basis.

In addition, where possible we source recycled products, and ask tenderers for the source of their products and labour practices.

Probity training

The City of Sydney adopted the provisions of the Model Code of Conduct issued by the Office of Local Government in June 2008. All staff are required to undertake compulsory refresher training on the Code of Conduct every two years.

The importance of ethical behaviour is also stressed to all staff through our employee induction processes. All staff are met on their first day by staff from Workforce Services who explain to them key policies, procedures and expectations of the organisation with regard to staff behaviour. This is followed up by a comprehensive corporate induction.



Left: installing LED lighting at Hollis Park.

Fraud and Corruption Prevention

The City of Sydney has a Fraud and Corruption Prevention and Reporting Policy, which includes a section on protecting whistleblowers. Strategies to minimise fraud and corruption are embedded in to corporate systems and processes.

Complaints of corrupt conduct or maladministration against Council staff or Councillors can be made in writing to:

Governance Unit City of Sydney
456 Kent Street
Sydney NSW 2000

Complaints about staff members will be referred to the Legal and Governance Division for investigation.

Complaints about Councillors and the Chief Executive Officer will be referred in accordance with the provisions of the Code of Conduct. Complaints can also be made directly to the Independent Commission Against Corruption who will refer you to the appropriate channels if it is not appropriate for them to investigate the complaint themselves.

Our Workforce

Attracting and retaining skilled and talented staff with the capability to deliver the City's objectives is critical to implementing Sustainable Sydney 2030. The City of Sydney aims to be an employer of choice for people seeking to make a difference to their communities.

The City aims to strengthen its strategic workforce functions in order to address the future workforce challenges of Sustainable Sydney 2030, while also improving the work environment for current staff.

To do this, the City is implementing its four year Workforce Strategy. This plan has six strategic priorities. Collectively they aim to optimise the City of Sydney's workforce strengths, address the most critical challenges and help focus efforts in building a high-performing, values-driven workplace.

Our six strategic priorities are:

1. Leverage our common purpose
2. Foster employee engagement and performance
3. Build an agile and skilled workforce
4. Apply a digital mindset
5. Develop our diverse and inclusive workplace
6. Strengthen our healthy workplace.



Top: Reconciliation Park, Redfern – Opening of the first new sign in City of Sydney parks that now welcome people with the words *bujari gamarruwa*, which means ‘good day’ in the language of the traditional custodians of this land, the Gadigal People of the Eora Nation. City of Sydney staff member David Beaumont pictured.

Information Management

The City of Sydney uses systems and processes to help staff provide the best outcomes to the community. We are in the process of improving our main web site to better inform and engage with our community and to support effective online services. The City is also working to improve internal systems to better support collaboration, in accordance with the philosophy of Sustainable Sydney 2030. The City has implemented initiatives which have reduced the use of paper and the need for paper based records and which minimise our information management energy footprint. The City is also developing mobile applications that support staff to do their work more effectively in the field.

Customer

City of Sydney is committed to providing the highest levels of customer service to the community and building a strong customer service culture. We have a Customer Service Charter which sets out our commitment to delivering high quality services to the City’s diverse range of customers in line with Sustainable Sydney 2030. The Charter identifies the minimum standards of service which can be expected, and offers advice on how customers can provide feedback if service standards are not met.

3. Strategic Directions and Principal Activities



For the purposes of section 404 of the Local Government Act 1993, this Operational Plan and the following ten Strategic Directions are derived from the Community Strategic Plan (Sustainable Sydney 2030, updated 2014) and contain the City of Sydney's principal activities to respond to the long term strategy within the four year period of (financial years) 2014-2017.

Each of the following Strategic Directions are set out to show that City of Sydney works under the principles of Plan, Do, Review.

The Strategic Direction sets out our high level outcomes, with objectives, projects, programs and services identifying what it is we are doing to achieve the objectives. Delivery measures, including key performance indicators are used to measure our progress towards the outcomes.

In improving our planning and reporting to address Sustainable Sydney 2030 outcomes, we have developed a number of new key performance indicators. Not all of these indicators have historical data to report, nor do they all have identified targets.

There are two reasons for this.

First, it is not always appropriate to set targets, as some indicators are better served by plotting trends to measure performance.

Second, where we do not have historical data we do not know what is an appropriate target to set. This will be changed where appropriate as we collect enough data to guide us in target setting.



Left: The Sydney Opera House light display is one of many works on display during the Sydney Vivid Festival, 2015.

Strategic Direction 1

A globally competitive and innovative city

Keeping Sydney globally competitive is central to Sydney's and Australia's future. The City must focus on the global economy and sustained innovation to ensure continuing prosperity.

Strategic Direction 2

A leading environmental performer

The City of Sydney has adopted ambitious greenhouse gas emission reduction targets and will work towards a sustainable future for the City's use of water, energy and waste.

Strategic Direction 3

Integrated transport for a connected city

Quality transport will be a major driver to sustainability – the City must offer a variety of effective and affordable transport options.

Strategic Direction 4

A city for walking and cycling

A safe and attractive walking and cycling network linking the City's streets, parks and open spaces.

Strategic Direction 5

A lively and engaging city centre

The city centre's international iconic status will be maintained and enriched with an inviting streetscape and vibrant public spaces.

Strategic Direction 6

Vibrant local communities and economies

Building communities and local economies by supporting diversity and innovation in the City's 10 Villages.

Strategic Direction 7

A cultural and creative city

A creative life where people can share traditions and lifestyles – celebrating Aboriginal and Torres Strait Islander culture, diversity and community.

Strategic Direction 8

Housing for a diverse population

A wider range of housing so people who provide vital City services can afford to live in the City.

Strategic Direction 9

Sustainable development renewal and design

High quality urban design will bring liveability and greater sustainability.

Strategic Direction 10

Implementation through effective governance and partnerships

Partnerships across government, business and community; leadership in local, national and global city forums.

Strategic Direction 1

A globally competitive and innovative city

Keeping Sydney globally competitive is central to Sydney's and Australia's future. The City must focus on the global economy and sustained innovation to ensure continuing prosperity.

OBJECTIVE 1.1

Plans are in place to accommodate growth and change in the City Centre and other key economic areas.

City Planning 1.1.1

Name	Deliverables	Responsible Area
Planning Controls	Conduct a review of the planning controls for Central Sydney to ensure adequate capacity for jobs growth.	City Planning, Development & Transport

City Development 1.1.2

Name	Deliverables	Responsible Area
Barangaroo	Ongoing liaison with Barangaroo to ensure there are lively waterfront parks, continuous foreshore access, cafes, culture, entertainment, social inclusion, community buildings and integration with surrounding areas.	Chief Operating Office

OBJECTIVE 1.2

Globally competitive clusters and networks are strong, innovative and continue to grow.

Information and research 1.2.1

Name	Deliverables	Responsible Area
Floorspace and Employment Survey	Conduct the 2017 Floorspace and Employment survey.	Chief Operating Office
Development	Provide dialogue about demographic, business and economic development information to existing businesses through representative groups of local business precincts.	Chief Operating Office

Networks and connections 1.2.2

Name	Deliverables	Responsible Area
Innovation Precincts	Collaborate with partners and support the creative, digital and financial innovation precincts.	Chief Operating Office
Business Forums	Support networking events, forums and seminars to foster business to business engagement and peer learning.	City Life

Retail Advisory Panel	Provide support for the Retail Advisory Panel established to provide strategic advice on city-wide issues and opportunities faced by the sector.	Chief Operating Office
-----------------------	--	------------------------

Knowledge Exchange 1.2.3

Name	Deliverables	Responsible Area
Networking	Participate in the Council of Capital City Lord Mayors, Sydney Metropolitan Mayors, C40 Cities, other global/national networks, international visits etc.	Chief Operating Office / City Life/Chief Executive Office

Support for Business 1.2.4

Name	Deliverables	Responsible Area
Local City Business	Work with local businesses and the community to support village main streets and local small businesses	City Life

City Planning 1.2.5

Name	Deliverables	Responsible Area
Cluster Growth	Review current controls to ensure they support existing clusters of activity and encourage the growth of new clusters.	City Planning, Development & Transport

OBJECTIVE 1.3

Sydney maintains its position as a global city.

Economy 1.3.1

Name	Deliverables	Responsible Area
OPEN Sydney	Continue to implement the OPEN Sydney strategy, a long-term and wide reaching strategy and action plan for Sydney's night time economy.	City Life
International Education Action Plan Implementation	Implement priority projects and programs from the International Education Action Plan that focus on student 'welcome', 'well-being' and 'work-integrated learning opportunities'.	Chief Operating Office
Retail Action Plan Implementation	Implement priority projects and programs from the Retail Action Plan; positioning Sydney as the premier retail destination.	Chief Operating Office
Tech Startup Action Plan Implementation	Implement projects arising from the Action Plan to support the growth of the tech startup ecosystem.	Chief Operating Office

Safety 1.3.2

Name	Deliverables	Responsible Area
CCTV	Support police to rapidly assess and respond to situations through 24 hour monitoring of street activities, provision of CCTV footage.	City Operations

Emergency Management Capacity Building	Work with the community to build capacity to respond to and recover from emergencies.	City Operations and Chief Operating Office
--	---	--

Regulatory environment 1.3.3

Name	Deliverables	Responsible Area
Building Business Capacity	Provide ongoing support to business through skills development programs including the City's regulatory and approvals processes, and other business development programs.	City Life

Partnerships 1.3.4

Refer to 2.4 for the sustainability programs that support the businesses within the City.

International Recognition 1.3.5

Name	Deliverables	Responsible Area
Positioning in International Markets	Deliver and contribute to the recognition of Sydney internationally by marketing, New Year's Eve, Chinese New Year, Fashion Week, Christmas and other events in association with Destination NSW and Business Events Sydney, international broadcasts, recognition programs, connectivity whether virtual or physical.	Chief Operating Office/City Engagement/City Life

OBJECTIVE 1.4

Sydney's tourism infrastructure, assets and brand contribute to its role as a global visitor destination.

Major events 1.4.1

Name	Deliverables	Responsible Area
New Year's Eve	Deliver Sydney New Year's Eve as part of increasing awareness of Sydney as a tourist destination.	City Life
Christmas in the City	Deliver the Christmas in the City program as a celebration of Sydney Christmas promoting Sydney as a retail destination.	City Life
Chinese New Year	Deliver the Chinese New Year Festival and Lunar New Year for Sydney communities, businesses as well as domestic and international visitors.	City Life
Art & About	Deliver Art & About Sydney as a significant local and international program of public domain activity year-round.	City Life
Promotion of Sydney as a destination	Work with the State Government and other partners on initiatives to promote Sydney, and with Business Events Sydney to attract international conferences to Sydney.	Chief Operating Office
Support and Sponsorship	Provide support and sponsorship to identified key festivals and events in recognition of their significant contribution to the social, cultural and economic life of Sydney.	City Life

Visitor experience 1.4.2

Name	Deliverables	Responsible Area
Visitor Services	Continue to deliver Visitor Information Services to promote Sydney attractions and events and assist visitor orientation and movement around the city.	City Engagement
Tourism Action Plan Implementation	Implement priority actions from the Tourism Action Plan; working with partners to maintain and grow a vibrant tourism sector in Sydney	Chief Operating Office

Key Performance Indicators

Key Performance Indicator	Unit	Target/Trend	Responsibility
Sydney as a Brand			
Estimated global audience of broadcast and online viewers of Sydney New Year's Eve and Lunar New Year .	No.	↗	City Life
Percentage of the population using the City after 6pm aged >40 years old (measured bi-annually)	%	↗	City Life
Percentage of retail premises of all business open after 6pm (measured bi-annually)	%	↗	City Life
City Development			
Commercial Development Approved	GFA m ²	-	Chief Operating Office
Commercial Development Completed	GFA m ²	-	Chief Operating Office
Business Events			
Number of bids submitted	No.	↗	Chief Operating Office
Number of events secured	No.	↗	Chief Operating Office
Delegate numbers of events secured	No	↗	Chief Operating Office
Economic impact of events secured	\$	↗	Chief Operating Office
Delegate days of events secured	No.	↗	Chief Operating Office

Strategic Direction 2

A leading environmental performer

The City of Sydney has adopted ambitious greenhouse gas emission reduction targets and will work towards a sustainable future for the City's use of water, energy and waste.

OBJECTIVE 2.1

Energy consumption and greenhouse gas emissions are reduced across the local government area.

Planning 2.1.1

Name	Deliverables	Responsible Area
Priority emissions reduction actions	Implement priority emission reduction actions from the City's Environmental Sustainability Strategy with key internal and external stakeholders.	Chief Operating Office

Energy Services 2.1.2

Name	Deliverables	Responsible Area
Ausgrid Lighting energy reduction program	Advocate for the continued roll out of low energy consumption lamps.	City Operations

Green Infrastructure 2.1.3

The program in 2.1.2 outlines the commitment towards Green Infrastructure opportunities.

Advocacy 2.1.4

Name	Deliverables	Responsible Area
Advocacy	Continue to prepare submissions and develop a rule change proposal for fair treatment of generation, supply and use of local low and zero-carbon electricity and gas.	Chief Operating Office

OBJECTIVE 2.2

Waste from the city is managed as a valuable resource and the environmental impacts of its generation and disposal are minimised

Planning 2.2.1

Name	Deliverables	Responsible Area
Integrated Waste Management	Finalise the City's Waste Management Strategy for the local government area to achieve the waste objectives in Sustainable Sydney 2030.	Chief Operating Office
Waste Standards	Finalise Waste Management in New Developments Guidelines and amend City Development Control Plan to facilitate implementation of the Guidelines.	Chief Operating Office

Waste Management Services 2.2.2

Name	Deliverables	Responsible Area
Waste and Recycling Services	Provide high quality waste and recycling services that meet the needs of our community.	City Operations
Street Cleansing Service	Provide a high-quality, customer-focused street cleansing service.	City Operations

Partnerships 2.2.3

Name	Deliverables	Responsible Area
Advocacy	Advocate for waste prevention and increased resource recovery through extended producer responsibility schemes and the expansion of waste treatment facilities.	Chief Operating Office

Regulation 2.2.4

Name	Deliverables	Responsible Area
Litter Monitoring	Proactive patrols of at least 250 hours per month to detect and deter the inappropriate discarding of litter, waste or unapproved distribution of advertising materials.	City Operations
Advocacy	Advocate for regulatory change that facilitates the delivery of outcomes as defined in the Advanced Waste Master Plan and the City's Waste Strategy.	Chief Operating Office

OBJECTIVE 2.3

Potable water consumption and gross pollutant loads to the catchment are reduced across the local government area.

Planning 2.3.1

Name	Deliverables	Responsible Area
Decentralised Water Master Plan	Lead and facilitate the implementation of recycled water precincts within the local government area such as Green Square and Sydney Park.	Chief Operating Office

Water Services 2.3.2

Name	Deliverables	Responsible Area
Water Master Plan	Identify and implement priority enabling actions from the City's Decentralised Water Master Plan with key internal and external stakeholders focussing on delivering water efficiency, recycling and quality targets.	Chief Operating Office

Advocacy 2.3.3

Name	Deliverables	Responsible Area
Advocacy	Advocate for regulatory change that facilitates the delivery of outcomes as defined in the Decentralised Water Master Plan.	Chief Operating Office

OBJECTIVE 2.4

City residents, businesses, building owners, workers and visitors improve their environmental performance

Commercial office buildings and tenant engagement 2.4.1

Name	Deliverables	Responsible Area
CitySwitch Green Office Sydney	Deliver the CitySwitch Green Office Sydney program to office based businesses to facilitate improved environmental performance.	City Life
CitySwitch Green Office national	Coordinate the CitySwitch Green Office national program across Australia.	City Life
Better Buildings Partnership	Manage the Better Buildings Partnership program for commercial building owners and their agents to facilitate improved environmental performance.	City Life
Environmental Upgrade Agreements	Deliver the Environmental Upgrade Finance Service to building owners to help overcome financial barriers to the upgrade of their buildings.	City Life
Environmental Performance Grants	Coordinate the Environmental Performance Grant programs to support the adoption of innovation and to help address key barriers to action in our community in order to improve environmental performance.	City Life

Business engagement (non-office based) 2.4.2

Name	Deliverables	Responsible Area
Business engagement	Deliver the Smart Green Business program to large non-office based businesses, including those within the Accommodation and Retail sector, to facilitate improved environmental performance.	City Life

Residential engagement 2.4.3

Name	Deliverables	Responsible Area
Residential Apartment Sustainability	Provide support to building owners, agents, residents and other key stakeholders to facilitate improved environmental performance within the residential apartment sector.	City Life
Green Living Centre	Support the Green Living Centre in partnership with Marrickville Council to facilitate low carbon living for the residents and businesses in the Newtown precinct.	City Life
Hi-Rise Retrofit Program	Develop and deliver a High Rise Leaders Retrofit Program for apartment buildings.	City Life

Planning 2.4.4

Name	Deliverables	Responsible Area
Environmental sustainability strategy	Develop an overarching Environmental Sustainability Strategy that covers the activities within the local government area and the operation of Council.	Chief Operating Office

OBJECTIVE 2.5

The City of Sydney's operations and activities demonstrate leadership in environmental performance.

Environmental Management 2.5.1

Name	Deliverables	Responsible Area
Environmental Management System	Continue to implement an environmental management system that will enable risk and opportunities to be effectively and efficiently managed across the organisation.	Chief Operating Office
Carbon Neutral Program	Develop annual emissions inventory and associated documentation with independent verification to continue to meet the criteria of carbon neutral certification under the National Carbon Offset Standard.	Chief Operating Office

Planning 2.5.2

Change and Risk Assessment Adaptation Plan has been developed and will commence implementation.

Property 2.5.3

Name	Deliverables	Responsible Area
Photovoltaic Opportunities	Continue to implement Photovoltaic (solar energy) projects for City of Sydney buildings.	Chief Operating Office

Fleet Management 2.5.4

Name	Deliverables	Responsible Area
Fleet Management	Manage the light and heavy vehicle fleets to encourage low emission driving behaviour and reduce CO2 emissions.	City Operations

OBJECTIVE 2.6

The extent and quality of urban canopy cover, landscaping and city greening is improved.

City Farm 2.6.1

Name	Deliverables	Responsible Area
City Farm	Construct stage one of the City Farm and commence operations – farmer's market cropping, orchard and education programs.	City Operations

Community Greening 2.6.2

Name	Deliverables	Responsible Area
Community Greening	Support and promote the development of community gardens, footpath gardening, and sites maintained and managed by community volunteer groups.	City Operations

Urban Forest 2.6.3

Name	Deliverables	Responsible Area
Urban canopy	Continue to deliver an in-road planting program to maximise urban canopy and reduce the impacts of the urban heat island effect.	City Operations
Urban canopy	Continue to implement a program to support residents planting and maintaining canopy trees on their property.	City Operations

Urban Ecology 2.6.4

Name	Deliverables	Responsible Area
Bush Regeneration	Continue to implement volunteer bush regeneration program in the City's parks and open spaces.	City Operations
Fauna	Monitor the community fauna sighting database, sharing information and reporting on results.	City Operations

Greening Sydney Plan 2.6.5

Name	Deliverables	Responsible Area
Greening Sydney Plan	Continue to deliver the public domain landscaping program.	City Operations
Living Colour	Deliver Living Colour floral displays to high profile retail and tourist precincts throughout the City during spring and summer.	City Operations
Landscapes	Encourage new buildings and redevelopments to maximise the integration of landscaping in building design.	City Planning, Development & Transport

Parks Water Savings Action Plan 2.6.6

Refer to the Key Performance Indicator regarding water usage in Parks and Public domain and the Green Report for further information.

Key Performance Indicators

Key Performance Indicator	Unit	Target/Trend	Responsibility
Greenhouse emissions			
Overall greenhouse gas emissions for all City of Sydney operations – total all emissions (Including total electricity, gas and onsite fuel usage converted to greenhouse gas emissions but not including Green Power or offsets). Baseline 2006 Data – 52,972 tCO2e	Tonnes CO2e	↘	Chief Operating Office
Greenhouse gas emissions for City of Sydney operations - Buildings Baseline 2006 Data – 28,775 tCO2e	Tonnes CO2e	↘	Chief Operating Office
Greenhouse gas emissions for City of Sydney operations -Street lighting Baseline 2006 Data – 15,131 tCO2e	Tonnes CO2e	↘	Chief Operating Office
Greenhouse gas emissions for City of Sydney operations - Parks Baseline 2006 Data – 2,502 tCO2e	Tonnes CO2e	↘	Chief Operating Office
Greenhouse gas emissions for City of Sydney operations - Fleet (total) Baseline 2006 Data – 2,669 tCO2e	Tonnes CO2e	↘	City Operations
Greenhouse gas emissions for City of Sydney operations – other sources <i>(includes emissions from flights, taxis, contractors, onsite fuel, events, and refrigerants)</i> (measured annually) Baseline 2006 Data – 3,896 tCO2e	Tonnes CO2e	↘	Chief Operations Office
Greenhouse gas emissions for City of Sydney local government area – total all emissions Baseline 2006 Data - 5,915,758 tCO2e <i>(Includes emissions from electricity, gas, refrigerants, transport and waste - only measured annually)</i>	Tonnes CO2e	↘	Chief Operating Office
Water Usage and Stormwater			
Total City of Sydney mains water usage	kL	↘	City Projects and Property
Total City of Sydney mains water usage – Parks and Public Domain	kL	↘	City Projects and Property
Total City of Sydney mains water usage – Commercial Buildings	kL	↘	City Projects and Property
Total City of Sydney mains water usage – Community Buildings	kL	↘	City Projects and Property
Total City of Sydney mains water usage – Operations (Depot etc.)	kL	↘	City Projects and Property
Total City of Sydney mains water usage – Aquatic Facilities	kL	↘	City Projects and Property
Total mains water consumption for the local government area (measured annually)	ML	↘	Chief Operating Office

Waste			
<i>Local Government Area</i>			
Total Waste Collected	kg/capita	340	City Operations
Total Waste Recycled	kg/capita	230	City Operations
Resource Recovery Rate	%	68	City Operations
Waste			
<i>Manage the management of waste created by the City of Sydney.</i>			
City of Sydney (Organisational Facilities)			
City of Sydney Waste Collected (Organisational Facilities)	Tonnes	-	City Projects and Property
City of Sydney Recycling (Organisational Facilities)	Tonnes	-	City Projects and Property
Greening Sydney			
Street trees planted annually	No.	700	City Operations
Total street trees	No.	30,000	City Operations
Number of plants planted at community planting events	No.	7,500	City Operations
Total trees and shrubs planted	No.	52,000	City Operations
Public Domain Landscaping (nature strips, rain gardens, traffic treatments)	m2	10,000	City Operations
Indigenous Bird species diversity maintained or increased compared to 2009/10 baseline (63 species) (measured annually)	No.	-	Chief Operating Office
Extent of locally-indigenous bushland increased compared to 2009/10 baseline (4.6ha) (measured annually)	m2 '000	-	Chief Operating Office
Footway replaced by green verge	m2	2,200	City Operations
Environmental Performance Grants			
Value of environmental grants approved by the City of Sydney	\$'000	-	City Life

Strategic Direction 3

Integrated transport for a connected city

Quality transport will be a major driver to sustainability – the City must offer a variety of effective and affordable transport options.

OBJECTIVE 3.1

Plans are in place that enhance access by public and walking and cycling from the Sydney region to the City of Sydney.

City Transformation 3.1.1

Name	Deliverables	Responsible Area
Light Rail	Continue to support the implementation of light rail down George Street and in wider LGA area.	City Transformation
Green Square Light Rail	Commence studies to support the Green Square light rail.	City Planning, Development & Transport

Advocacy 3.1.2

Name	Deliverables	Responsible Area
Barangaroo Transport Plan	Work with State Government on walking and cycling connections between Barangaroo and surrounding areas.	City Planning, Development & Transport
Advice and advocacy	Provide advice and advocate for transport outcomes that align with City's strategic vision through State Government Barangaroo planning process.	City Planning, Development & Transport

Planning 3.1.3

Name	Deliverables	Responsible Area
Loading, taxi and parking arrangements	Work with State Government to implement changes to loading, taxi and parking arrangements to support light rail and related works in the City Centre	City Planning, Development & Transport

Partnership 3.1.4

Name	Deliverables	Responsible Area
Taxi Planning	Work with State Government and Taxi industry to implement more taxi ranks in better locations in the City Centre.	City Planning, Development & Transport
Major Rail Station Precincts	Support State Government in developing interchanges and key transport hubs, including those in CBD affected by the Sydney City Centre Access Strategy.	City Planning, Development & Transport

OBJECTIVE 3.2

Transport infrastructure is aligned with City growth.

Advocacy 3.2.1

Name	Deliverables	Responsible Area
Green Square Transport Options	Work with State Government to ensure understanding of transport implications of development in LGA.	City Planning, Development & Transport

OBJECTIVE 3.3

Negative impacts from transport on public space in the City Centre and Villages are well managed

Parking 3.3.1

Name	Deliverables	Responsible Area
Parking Compliance	Utilise enforcement activities to ensure turnover and improve safety and accessibility of city parking.	City Operations

OBJECTIVE 3.4

There is an increased use of public transport and reduction in traffic congestion on regional roads

Capacity 3.4.1

Name	Deliverables	Responsible Area
Major Road Corridors	Develop management plans for major feeder corridors to the city (mostly State roads) including public transport, cycling, walking and traffic safety targets for advocacy with the NSW State Government.	City Planning, Development & Transport

Accessibility 3.4.2

This is being addressed in the Light Rail project.

OBJECTIVE 3.5

There is quality access to transport services and infrastructure in the city

Transport Infrastructure 3.5.1

Name	Deliverables	Responsible Area
Advocacy	Advocate to ensure public transport infrastructure meets the needs of users.	City Operations

Key Performance Indicators

<i>Key Performance Indicator</i>	<i>Unit</i>	<i>Target/Trend</i>	<i>Responsibility</i>
Parking and road management			
Total number of car share parking spaces in the city (program to date)	No.	↗	City Operations
Proportion of resident drivers who are members of car share schemes	%	↗	City Planning, Development & Transport
Roads maintenance			
Road renewal/ treated program	m2	35,000	City Operations

Strategic Direction 4

A city for walking and cycling

A safe and attractive walking and cycling network linking the City's streets, parks and open spaces

OBJECTIVE 4.1

The City of Sydney and Inner Sydney has a network of accessible, safe, linked pedestrian and cycling infrastructure integrated with green spaces.

Walking 4.1.1

Name	Deliverables	Responsible Area
CBD Footway Program	Deliver the CBD Streetscape Improvement program, including the installation of Smartpoles, upgraded and improved LED street lighting, traffic signals, street furniture and the installation of granite paving.	City Operations
Liveable Green Network	Continue to implement priority actions from the Liveable Green Network, including the Footpath Renewal program, pedestrian and cycling safety improvements, new furniture installations, pedestrian lighting upgrades, installations of green verge/street gardens and new cycleways.	City Operations

A detailed report on the Liveable Green Network will be included in the six monthly Green Report.

Cycling 4.1.2

Name	Deliverables	Responsible Area
Bicycle Infrastructure	Improve bicycle access and amenity through small scale infrastructure changes and improved on street facilities (in both the CBD and Non CBD areas) within the LGA.	City Operations

Partnerships 4.1.3

Name	Deliverables	Responsible Area
Foreshore Advocacy	Advocate and work with land owners to develop a continuous foreshore walk accessible on foot and by bike.	City Planning, Development & Transport
Bike Network Partnership	Work with 14 neighbouring councils and State and Federal Governments to implement the Inner Sydney Regional Bike network.	City Projects & City Planning, Development & Transport
Cycleway Funding	Continue to lobby the State to support surrounding councils to link their cycleways into the city network.	City Planning, Development & Transport

Safety 4.1.4

Name	Deliverables	Responsible Area
Injury Reduction	Continually monitor and review road safety and interface with pedestrians and bike riders, including running awareness campaigns.	City Planning, Development & Transport
Low Speed Environments	Investigate and implement low speed environments in the LGA.	City Planning, Development & Transport

OBJECTIVE 4.2

The City Centre is managed to encourage the movement of pedestrians and cyclists.

Walking 4.2.1

Name	Deliverables	Responsible Area
Trip Time Reduction	Work with State Government to decrease waiting time and journey time for pedestrians on priority routes in the City Centre.	City Planning, Development & Transport

Cycling 4.2.2

Cycling improvement projects for the city will be reported under 4.1.2.

Partnerships 4.2.3

Name	Deliverables	Responsible Area
City Access Strategy	Collaborate with State Government to implement the City Centre Access Strategy (to enable City of Sydney to receive assets) to deliver quality assets for transport users.	City Planning, Development & Transport/ City Transformation
Light Rail	Collaborate with State Government to integrate walking and cycling with George Street Light Rail and pedestrianisation project.	City Transformation

OBJECTIVE 4.3

City of Sydney and Sydney businesses lead by example to increase use of walking and cycling for travelling to work in the LGA

City of Sydney facilities 4.3.1

Name	Deliverables	Responsible Area
Information	Provide information and training that encourages staff to use walking and cycling.	City Planning, Development & Transport

Journey to work - commuting 4.3.2

Name	Deliverables	Responsible Area
Commuting	Collaborate with external organisations to encourage the use of walking and cycling for commuting to work with positive results.	City Planning, Development & Transport
Advocacy	Encourage developers to include end of trip facilities in new developments and work with external organisations to retrofit existing buildings.	City Planning, Development & Transport

OBJECTIVE 4.4

Increase in modal share for walking and cycling

Encourage modal shift to walking and cycling 4.4.1

Name	Deliverables	Responsible Area
Promote walking and cycling	Promote the benefits of walking and cycling to individuals, businesses and the wider community.	City Planning, Development & Transport
Remove/reduce barriers to walking and cycling	Remove/reduce barriers and provide encouragement and support for people that wish to use walking and cycling.	City Planning, Development & Transport

Walking and cycling for leisure 4.4.2

Name	Deliverables	Responsible Area
Support	Encourage and support new walking and cycling enterprises.	City Planning, Development & Transport
Engage	Encourage people to walk and cycle to events.	City Engagement Culture and Creativity
Events	Events celebrating and focusing on walking and cycling are lead and/or supported by the City.	City Planning, Development & Transport/City Engagement

General 4.4.3

Communication and information provided on active transport will be reported under 4.4.4.

Behaviour 4.4.4

Name	Deliverables	Responsible Area
Road User Behaviour	Ensure all road and path users have information and training available that enables them to exhibit the correct and safe behaviours, particularly towards more vulnerable road or path users.	City Planning, Development & Transport

Key Performance Indicators

<i>Key Performance Indicator</i>	<i>Unit</i>	<i>Target/Trend</i>	<i>Responsibility</i>
Cycleways			
Length of separated cycleways provided annually	km	-	City Projects and Property
Length of on-road cycleways provided/upgraded annually	km	-	City Projects and Property
Length of shared paths provided/upgraded annually	km	-	City Projects and Property
Growth in cycling activity at key intersections around the City of Sydney (100 key intersections)	%	-	City Planning, Development & Transport
Deliver the infrastructure identified in the City's Pedestrian, Cycling and Traffic Calming (PCTC) Plans	No.	7	City Operations
Footpaths			
Footway renewed program	m2	15,000	City Operations
Granite infill project - Paving	m2	1800	City Operations

Strategic Direction 5

A lively and engaging city centre

The city centre's international iconic status will be maintained and enriched with an inviting streetscape and vibrant public spaces.

OBJECTIVE 5.1

The City Centre has safe and attractive public spaces for people to meet, rest and walk through at all times of the day or night; with George Street as a distinctive spine.

Public Domain Planning 5.1.1

Name	Deliverables	Responsible Area
Circular Quay Square Master Plan	Provide strategic input (design principles) into the State Government's long term master plan for Circular Quay Square, Barangaroo and Darling Harbour Live.	Chief Operating Office
City Centre Public Space Improvement Program	Develop a City Centre Public Domain Improvement Program.	Chief Operating Office
City Centre Public Space Improvement Program	Develop concept designs and briefs for city centre public spaces.	Chief Operating Office
Harbour Village North	Continue to implement the Harbour Village Public domain plan.	Chief Operating Office

Safety 5.1.2

Name	Deliverables	Responsible Area
CCTV	Deliver new CCTV infrastructure including new cameras, signage and a strategic review of CCTV system compatibility to improve city centre safety.	City Operations

OBJECTIVE 5.2

The City Centre comprises a number of distinctive precincts with a diversity of built form, uses and experiences

Public Domain improvements 5.2.1

Name	Deliverables	Responsible Area
Laneways public domain improvements	Continue to deliver improvements to the streetscapes and public areas of city lanes in accordance with the adopted Laneways Revitalisation program.	City Projects and Property
Chinatown public domain improvements	Continue to implement the Chinatown Public Domain Plan.	City Projects and Property

OBJECTIVE 5.3

Cultural, creative, retail and small business activity is supported in the City Centre

Laneway revitalisation 5.3.1

Name	Deliverables	Responsible Area
Laneways and Finegrain Business	Improve activation of the city's finegrain spaces to enable creative, cultural and small business activity.	Chief Operating Office

OBJECTIVE 5.4

The City Centre is a place for art, creative expression and participation

City Centre creative activity 5.4.1

Name	Deliverables	Responsible Area
City Life	Support and enable festivals, events, and other community activities to increase the cultural and street life of the city community.	City Life

Planning and regulation 5.4.2

Name	Deliverables	Responsible Area
Cultural Strategy	Review the Busking Policy to increase the cultural and street life of the city community.	Chief Operating Office
CBD Activation	Develop a CBD Activation Policy and Guidelines	Chief Operating Office

Public art 5.4.3

Name	Deliverables	Responsible Area
Public Art	Deliver the City Centre Public Art Strategy.	Chief Operating Office

Key Performance Indicators

Key Performance Indicator	Unit	Target/Trend	Responsibility
City centre public life			
Amount of footway dining in the city centre (total)	m2	-	City Projects & Property
Laneways reactivation			
Laneways upgraded	No.	-	Chief Operating Office

Strategic Direction 6

Vibrant local communities and economies

Building communities and local economies by supporting diversity and innovation in the City's Villages

OBJECTIVE 6.1

The City is a network of distinctive Villages which provide places for communities to live, meet, shop, create, play, discover, learn and work.

Learning and Creative Programs 6.1.1

Name	Deliverables	Responsible Area
Library Service	Provide library services, programs, resources and outreach services to reflect the needs of the diverse community.	City Life

Infrastructure improvements 6.1.2

The program of works continues to be delivered. Refer to the Capital Works report for a detailed list of projects and delivery of infrastructure improvements.

Place identity 6.1.3

Name	Deliverables	Responsible Area
Place Identity Activation	Deliver Place Identity Activation in the City's villages	City Life

OBJECTIVE 6.2

The community has the facilities, resources, capacity, confidence and resilience to adapt to changing circumstances

Social Planning 6.2.1

Name	Deliverables	Responsible Area
Social Sustainability Strategy	Finalise the Social Sustainability Policy and develop an Action Plan	Chief Operating Office
Childcare Needs	Increase the supply of childcare places.	City Life
Inclusion (Disability) Action Plan	Continue to implement the actions identified in the Inclusion (Disability) Action Plan.	City Life

Childcare 6.2.2

Childcare facilities projects will be reported under 6.2.7.

Community facilities planning 6.2.3

The program of works continues to be delivered. Refer to the Capital Works report for a detailed list of projects and delivery of planning for community facilities.

Community Facilities upgrades 6.2.4

The program of works continues to be delivered. Refer to the Capital Works report for a detailed list of projects and delivery for community facilities upgrades.

Aquatics & Leisure 6.2.5

Name	Deliverables	Responsible Area
Aquatics, Leisure and Community Facilities	Provide a diverse and accessible range of fitness and leisure programs that create opportunities for everyone to participate in a healthy and active lifestyle.	City Operations/City Life

Parks & Sports Fields 6.2.6

Name	Deliverables	Responsible Area
Parks & Sports Fields	Provide passive and active sporting opportunities for all members of the community. Maximise the availability and quality of facilities to meet demand.	City Operations

Social services and community capacity building 6.2.7

Name	Deliverables	Responsible Area
Social Activity	Provide high quality and adaptive community facilities, programs & services.	City Life
Child Care	Provide childcare and children facilities across the local area, including preschool, occasional care and children's programs.	City Life
Social Grants and Sponsorship	The City's Grants and Sponsorship Program supports community programs or projects that contribute to a connected, liveable, inclusive and engaged city.	City Life

Encouraging responsible pet ownership.6.2.8

Name	Deliverables	Responsible Area
Responsible Companion Animal Ownership	Provide and promote free micro-chipping and discounted companion animal registration fees for pensioners. Work with other agencies to promote pet desexing. Facilitate free dog obedience training courses for residents.	City Operations

Use of the City's parks and open spaces. 6.2.9

Name	Deliverables	Responsible Area
Monitoring Park Use	Conduct proactive patrols to monitor the safe use of community parks and open spaces.	City Operations

OBJECTIVE 6.3

Local enterprise and employment opportunities are diverse and sustainable

Information and research 6.3.1

The development of sector plans for village businesses is being reported in section 1.3.1.

Monitoring and compliance 6.3.2

Name	Deliverables	Responsible Area
Compliance Monitoring	Maintain inspection programs to monitor legislative compliance in the areas of fire safety, building compliance, late night trading premises and public health.	City Planning, Development & Transport

Local Business Planning 6.3.3

Name	Deliverables	Responsible Area
Small Business Development	Support the development of small business capacity.	City Life

OBJECTIVE 6.4

Local economies are dynamic, robust and resilient

Local Economic Development 6.4.1

Name	Deliverables	Responsible Area
Precinct Support	Provide precinct and business partnership support to encourage small businesses to operate in main streets.	City Life

Financial support 6.4.2

Name	Deliverables	Responsible Area
Financial Support	The City's grants and sponsorship programs support the activation of precincts, new business opportunities and strengthen local business associations.	City Life

Marketing and promotion 6.4.3

Partnerships and marketing support for local economies will be reported under 6.1.3.

Key Performance Indicators

<i>Key Performance Indicator</i>	<i>Unit</i>	<i>Target/Trend</i>	<i>Responsibility</i>
Local economies			
Amount of footway dining in the Village Centres	m2	-	City Projects & Property
Value of economic grants approved by the City of Sydney	\$'000	-	City Life
Libraries and learning			
Number of active library memberships	No.	-	City Life
Total number of items accessed from Libraries (physical and digital)	No.	-	City Life
Attendance to libraries	No.	-	City Life
Children's services			
Children supported through City of Sydney provided child care services	No.	-	City Life
Net increase in new child care places provided for under school age children across the City of Sydney, measured against June 2013 baseline	No.	-	City Life
Community health and wellbeing			
Usage –v- capacity of sports fields (booked use) (hours used –v- hours available)	%	-	City Operations
Area of parks and open space managed by the City of Sydney (measured annually)	Ha	191	City Operations
Attendances at aquatic and leisure centres	No.	1,4M	City Operations
Social Programs and Services			
Value of social grants approved by the City of Sydney	\$'000	-	City Life
Number of meals provided through centre based meals & meals on wheels	No.	57,000	City Life
Total bookings by community groups using City Spaces	No.	10,000	City Life
Total overall attendance at City Spaces	No.	520,000	City Life
Percentage of people surveyed accessing City Programs and Services who report an increase in their connectedness to the community	No.	-	City Life
Percentage of people surveyed accessing City Programs and Services who report an improvement in their physical health	%	-	City Life
Percentage of people surveyed accessing City Programs and Services who report an improvement in their social wellbeing	%	-	City Life
Percentage of people surveyed accessing City Programs and Services who report they are satisfied with the service they have received	%	-	City Life
Percentage of people surveyed accessing City Programs and Services reporting an increase in their skills and knowledge	No.	-	City Life
Percentage of people surveyed accessing City Programs and Services who report an increase in their confidence to make life choices as a result of the program	%	-	City Life

Companion Animals*			
Dog obedience courses held per annum.	No.	-	City Operations
Dogs and cats impounded (less is better)	No.	-	City Operations
Animals reclaimed by their owners	No.	-	City Operations
Animals rehoused from the shelter	No.	-	City Operations
Animals euthanized at the pound and external Veterinary Clinics	No.	-	City Operations
Dog attacks	No.	-	City Operations
Dog was subsequently declared dangerous	No.	-	City Operations
Hours per quarter in parks on proactive inspections	No.	-	City Operations

Strategic Direction 7

A cultural and creative city

A creative life where people can share traditions and lifestyles – celebrating Aboriginal and Torres Strait Islander culture, diversity and community

OBJECTIVE 7.1

Creativity is a consistent and visible feature of the public domain and there is support for the development of distinctive cultural precincts in the city and its villages

Creative Public Domain 7.1.1

Name	Deliverables	Responsible Area
Public Art Project Development	Implement the Green Square Public Art Strategy.	Chief Operating Office
City Spaces and Laneway	Implement a City Centre Public Art Plan as part of City Transformation.	Chief Operating Office

Cultural Precincts 7.1.2

Cultural precinct support to extend cultural characteristics will be reported under 7.3.2.

OBJECTIVE 7.2

Sydney supports and encourages individual creative expression by ensuring opportunities for creative participation are visible, accessible and sustainable

Creative Participation Programs 7.2.1

Name	Deliverables	Responsible Area
Cultural Grants, Sponsorship and Partnerships	Provide direct cash grants and/or value in kind support to a range of cultural groups that provide opportunities for creative participation, enhance creativity in the public domain and strengthen the sustainability and capacity of the City's cultural and creative industries.	City Life
Participation in public programs	Deliver and support creative participation programs through Pine St Creative Arts Centre, libraries and community centres.	City Life

OBJECTIVE 7.3

Sydney's cultural sector and creative industries are supported and enhanced leading to greater sector sustainability, productivity gains and innovation

Culture Infrastructure 7.3.1

Cultural infrastructure support will be reported under 7.3.2.

Business Capacity Building 7.3.2

Name	Deliverables	Responsible Area
Commercial Creative Events Sponsorship Program	Through the Commercial Creative Events Sponsorship Program, secure and support major events that deliver creative and economic outcomes for the City.	Chief Operating Office
Cultural Policy	Implement the priority actions arising from the Cultural Policy and Action Plan.	Chief Operating Office
Live Music & Performance	Implement priority projects from the Live Music and Performance Action Plan.	Chief Operating Office

OBJECTIVE 7.4

The appreciation and development of Aboriginal and Torres Strait Islander cultural heritage and its contemporary expression is encouraged

Eora Journey 7.4.1

Name	Deliverables	Responsible Area
Recognition of Eora Journey in the Public Domain	Commission a series of permanent and temporary public artworks that elevate Aboriginal and Torres Strait Islander creative expression in the public domain.	Chief Operating Office
Eora Journey Economic Development Action Plan Implementation	Implement the priority actions from the Eora Journey Economic Development Action Plan	Chief Operating Office
Reconciliation Action Plan	Continue to implement a Reconciliation Action Plan	City Engagement

OBJECTIVE 7.5

The creative use of existing resources, institutional structures, new technologies, and the skills and experiences of our diverse communities has expanded the community's access to lifelong learning and knowledge sharing

Improving Access; Creating Markets 7.5.1

Name	Deliverables	Responsible Area
Creative Markets	Implement projects and initiatives to improve access to and support in developing creating markets that supporting access to cultural products and experiences.	Chief Operating Office

Sharing Knowledge 7.5.2

Name	Deliverables	Responsible Area
City Talks	Deliver an annual series of City Conversations' events and forums that share current ideas, issues and opinions on cities and urbanism.	City Engagement

Key Performance Indicators

<i>Key Performance Indicator</i>	<i>Unit</i>	<i>Target/Trend</i>	<i>Responsibility</i>
Culture and creativity			
Value of cultural grants approved by the City of Sydney (excluding the Major Festivals and Events Sponsorship)	\$ '000	-	City Life
Creative organisations in creative spaces supported by the City of Sydney	No.	-	City Life
Attendances at Art & About	No.	-	City Life
Number of artists supported	No.	-	City Life
Number of creative personnel supported	No.	-	City Life

Strategic Direction 8

Housing for a diverse population

A wider range of housing so people who provide vital City services can afford to live in the City.

OBJECTIVE 8.1

The City has an adequate supply of housing to cater for the needs of the growing and diverse population

Policy 8.1.1

Name	Deliverables	Responsible Area
Housing Supply	Continue to support the supply of housing in the Local Government Area	City Planning, Development & Transport
Housing Policy and Action Plan	Finalise and commence implementation of a Housing Policy and Action Plan.	Chief Operating Office

Planning 8.1.2

Name	Deliverables	Responsible Area
Planning Controls	Continue to review the City's planning controls.	City Planning, Development & Transport

Land Supply 8.1.3

Name	Deliverables	Responsible Area
Monitoring	Monitor the progress of residential development in the city.	City Planning, Development & Transport

OBJECTIVE 8.2

The supply of affordable housing continues to grow to meet the community's needs.

Partnerships 8.2.1

Delivery of this work is reported through the item in 8.1.3.3

Planning 8.2.2

Name	Deliverables	Responsible Area
Affordable Housing Sites	Investigate planning controls to encourage supply of affordable rental housing.	City Planning, Development & Transport

Urban Renewal 8.2.3

Name	Deliverables	Responsible Area
Affordable Housing Sites	Identify opportunities for affordable housing in urban renewal areas.	Chief Operating Office

Advocacy 8.2.4

Affordable Housing advocacy will be reported under 8.1.3.

OBJECTIVE 8.3

The supply of social housing in the inner city is maintained or increased to provide for the needs of very low to low income households.

Homelessness Programs 8.3.1

Name	Deliverables	Responsible Area
Homelessness	Advocate for and support programs that reduce long term homelessness in the inner city.	City Life

Safety and Wellbeing Programs 8.3.2

Name	Deliverables	Responsible Area
Social Housing Wellbeing and Safety Action Plan	Prepare an action plan to address safety wellbeing issues in social housing areas.	City Life

Key Performance Indicators

<i>Key Performance Indicator</i>	<i>Unit</i>	<i>Target/Trend</i>	<i>Responsibility</i>
Housing			
Number of new dwellings approved	No.	-	City Planning, Development & Transport
Affordable rental housing			
Affordable rental housing units resulting from affordable housing levy - Ultimo/Pyrmont (measured annually). <i>Target at end of scheme (not specific date): 600</i>	No.	-	City Planning, Development & Transport
Affordable rental housing units resulting from affordable housing levy – Urban Growth NSW	No.	-	
Affordable housing units resulting from affordable housing levy - Green Square (measured annually). <i>Target at end of scheme (not specific date): 330</i>	No.	-	
Affordable housing units resulting from other (non-levy) means (measured annually)	No.	-	
Homelessness			
Number of people assisted to exit homelessness into long term housing as a result of a program supported by the City	No.	-	City Life
Number of young people who exited homelessness or were prevented from becoming homeless through the City supported brokerage program	No.	-	
Number of people sleeping rough in the LGA	No.	-	

Strategic Direction 9

Sustainable development renewal and design

High quality urban design will bring liveability and greater sustainability.

OBJECTIVE 9.1

The City is recognised for its leadership in sustainable urban renewal.

Sustainable Infrastructure 9.1.1

The program of works continues to be delivered. Refer to the Capital Works report for a detailed list of projects and delivery of sustainable infrastructure.

Advocacy 9.1.2

Name	Deliverables	Responsible Area
Advocacy	Provide stakeholder input to sustainable development of Barangaroo, and Sydney International Convention, Exhibition and Entertainment Precinct.	Chief Operating Office / City Planning, Development and Transport

Integration 9.1.3

Name	Deliverables	Responsible Area
Planning	Develop sustainable infrastructure plans for urban renewal areas.	Chief Operating Office

Program delivery 9.1.4

Name	Deliverables	Responsible Area
Oversight	Develop and implement Public Domain and Place-making Strategies for urban renewal areas.	Chief Operating Office/ City Planning, Development and Transport

OBJECTIVE 9.2

Our streets, squares, parks and open space serve the community's access, recreation and social needs.

Public Domain Infrastructure 9.2.1

Name	Deliverables	Responsible Area
Public Domain Design Codes	Complete and implement public domain design codes.	Chief Operating Office
Wayfinding Strategy	Continue the implementation of the Wayfinding Strategy.	Chief Operating Office

Public domain Furniture 9.2.2

Name	Deliverables	Responsible Area
Public Domain Furniture	Continue to develop concept designs / prototypes for public domain furniture.	Chief Operating Office

Public Space Planning 9.2.3

Name	Deliverables	Responsible Area
Infrastructure Planning	Coordinate land acquisitions with infrastructure requirements in Green Square Precincts.	Chief Operating Office
Infrastructure Planning	Coordinate development of infrastructure specifications for works in kind by developers in urban renewal areas.	Chief Operating Office
Open Space and Recreation Needs Study	Finalise the City's Open Space and Recreation Needs Study.	Chief Operating Office
Inclusion Action plan	Develop an Access Policy that provides guidance on standards of accessibility for works public domain and infrastructure works that are outside the Access to Premises Standards.	City Life

Civil Infrastructure 9.2.4

Name	Deliverables	Responsible Area
Road Infrastructure	The implementation of the road infrastructure renewal program is reported in Strategic Direction 3.	City Operations
Footway Renewal	The implementation footway infrastructure renewal program is reported in Strategic Direction 4.	City Operations

OBJECTIVE 9.3

The City is recognised for design excellence.

Design Partnerships 9.3.1

Name	Deliverables	Responsible Area
Design Advisory Panel	Facilitate the Design Advisory Panel to provide expert advice on public domain, park projects and major development applications.	Chief Operating Office
Competitive Design Processes	Use a variety of processes such as anonymous design competitions to enable innovation and opportunities for specific projects that allow for new design professionals to participate.	Chief Operating Office

OBJECTIVE 9.4

The City's planning framework and implementation strategy ensures sustainable long-term growth.

Strategic Planning 9.4.1

A review of the planning controls is continuing and can be viewed in Strategic Direction 1 of this document. A set of interim targets to monitor the delivery of the sustainability targets outlined in Sustainable Sydney 2030 were developed in 2014.

Stormwater Infrastructure Program 9.4.2

Name	Deliverables	Responsible Area
Stormwater Infrastructure Program	Implement Flood Studies and Floodplain Risk Management Plans (FRMP).	City Operations

Key Performance Indicators

Key Performance Indicator	Unit	Target/Trend	Responsibility
Development Assessments			
Mean (net) assessment time to determine applications (DA & S96) - mean of 95% to meet target	Days	50	City Planning, Development & Transport
Median (net) assessment time to determine applications (DA & S96)	Days	45	
Mean (net) assessment time to determine notified applications (DA & S96) - mean of 95% to meet target	Days	60	
Mean (net) assessment time to determine non-notified applications (DA & S96) - mean of 95% within target	Days	30	
Mean time taken from lodgement of application to commencement of exhibition (DA & S96)	Days	14	
Mean time taken from lodgement of application to refer to internal and external referral agencies (DA & S96)	Days	14	
Per cent of outstanding applications (DA & S96) over 80 days	%	25	
Mean (gross) assessment time to determine footway applications - mean of 95% to meet target	Days	50	
Average processing time for construction certificates	Days	10	

Strategic Direction 10

Implementation through effective governance and partnerships

Partnerships across government, business and community; leadership in local, national and global city forums.

OBJECTIVE 10.1

Organisational capability, planning and service delivery enables the delivery of Sustainable Sydney 2030 priorities.

Organisational Planning 10.1.1

Name	Deliverables	Responsible Area
Resilience Strategy	Contribute to the development of a Resilience Strategy for the greater Sydney region	Chief Operating Office
Integrated Planning and Reporting	Continue to deliver and enhance the IP&R framework to improve integrated long term planning and sustainability.	Chief Financial Office
Workforce Strategy	Implement and monitor priority actions within the Workforce Strategy and plan for future workforce challenges.	Workforce & Information Services
Information Technology Strategy	Implement and monitor priority actions of the Information and Technology Strategic Plan	Workforce & Information Services
Asset Management	Refine and revise long term asset management plans for critical infrastructure assets, including climate change impacts.	Chief Operating Office

Service Delivery 10.1.2

Name	Deliverables	Responsible Area
Organisational Development	Develop and implement priority projects to improve the organisation's systems, processes and capability to deliver Sustainable Sydney 2030.	Workforce & Information Services
Council Support	Ensure that Councillors have access to relevant information and assistance to enable them to fulfil their obligations to lead, govern and serve the community.	Office of the CEO

Continuous Improvement 10.1.3

Name	Deliverables	Responsible Area
Business Performance	Deliver the Service Review program to monitor efficiency and effectiveness across the organisation.	Chief Financial Office

Monitoring and evaluation 10.1.4

Name	Deliverables	Responsible Area
Community Indicators Framework	Collect, analyse and report data within the Community Indicators framework.	Chief Operating Office

OBJECTIVE 10.2

The community is engaged and partners with the City to achieve our shared aspirations.

Community Engagement 10.2.1

Name	Deliverables	Responsible Area
Community Engagement	Support the City in delivering a high-value community engagement program to inform decision making.	City Engagement

Public Access to Information 10.2.2

Name	Deliverables	Responsible Area
Public Access to Information	Monitor compliance with information provision legislation, identify frequently requested information and make publicly available where possible.	Workforce & Information Services
Privacy	Monitor compliance with privacy legislation to ensure that personal information held by the City is protected.	Legal & Governance

OBJECTIVE 10.3

The City of Sydney is financially sustainable over the long term.

Financial Planning 10.3.1

Name	Deliverables	Responsible Area
Financial Planning and Reporting	Continue to undertake business case analysis to model the overall financial implications of new major projects, programs and initiatives to ensure long term financial sustainability.	Chief Financial Office
Borrowing	Formalise a policy to articulate the financial circumstances and/or projects, where it would be appropriate to borrow funds to achieve inter-generational equity.	Chief Financial Office

Rates 10.3.2

Name	Deliverables	Responsible Area
Rates	Explore avenues for innovation in rating, providing equity among ratepayers and ensuring legislative requirements are met. This includes active participation in IPART's review of the Local Government Rating System.	Chief Financial Office

Strategic Property Management 10.3.3

Name	Deliverables	Responsible Area
Investment Portfolio	Manage the investment property portfolio to realise commercial returns and contribute to a diversified income base.	City Projects and Property

Fees and Charges 10.3.4

Name	Deliverables	Responsible Area
Service Charges	Review the cost of delivering the City's major services to ensure appropriate fees and charges.	Chief Financial Office

Asset Management 10.3.5

Actions under this objective have been completed.

Procurement 10.3.6

Name	Deliverables	Responsible Area
Procurement and Contract Management	Ensure best practice procurement and contract management focused on value for money, optimised risk and improved sustainability.	Chief Financial Office

OBJECTIVE 10.4

Strategic partnerships are developed and maintained to enable the delivery of Sustainable Sydney 2030.

Local and Regional Government Partnerships 10.4.1

Name	Deliverables	Responsible Area
Local and Regional Government Partnerships	Strengthen local and regional partnerships through consultation, advocacy and knowledge exchange to facilitate improved decision making and outcomes for the community.	Office of the CEO

State and National Partnerships 10.4.2

Name	Deliverables	Responsible Area
State and National Partnerships	Strengthen state and national partnerships through consultation, advocacy and knowledge exchange to improve decision making and facilitate the achievement of shared objectives. Partnerships include Council of Capital City Lord Mayors and the Sydney Metropolitan Mayors.	Office of the CEO

International Partnerships 10.4.3

Name	Deliverables	Responsible Area
International Partnerships	Utilise the international partnerships programs to facilitate knowledge exchange and ensure the City benefits from the best and most current knowledge and processes to improve outcomes for the community and the area, including C40 and Rockefeller 100 Resilient Cities.	Office of the CEO

OBJECTIVE 10.5

The City is well governed and engaged in broader governance reform processes.

Governance Reform 10.5.1

Name	Deliverables	Responsible Area
Governance Reform	Participate in state and federal level forums	Legal & Governance

Policy Reform 10.5.2

Name	Deliverables	Responsible Area
Policy Reform	Research and assess intergovernmental policy issues and make submissions to NSW State and Federal Government policy matters where appropriate.	Legal & Governance

Risk Management 10.5.3

Name	Deliverables	Responsible Area
Risk Management	Embed and integrate risk management principles into organisational decision making.	Legal & Governance
Internal Audit	Develop and implement a risk based and comprehensive Internal Audit plan for the City in accordance with the Internal Audit Charter.	Legal & Governance
Work Health & Safety	Implement and embed an integrated framework for Work, Health and Safety	Workforce & Information Services

Key Performance Indicators

Key Performance Indicator	Unit	Target/Trend	Responsibility
Accountability and transparency			
GIPAA Formal Access Applications received	No.	-	Workforce & Information Services
GIPAA Informal Access Applications received	No.	-	Workforce & Information Services
Public Interest disclosures received	No.	-	Governance
Complaints processes			
Complaints upheld regarding code of conduct (measured annually)	No.	-	Governance
Complaints regarding corruption or maladministration by City staff upheld (measured annually)	No.	-	Governance
Workforce			
Approved full time equivalent (FTE) establishment positions	No.	-	Workforce & Information Services
Vacancy rate	%	-	Workforce & Information Services
Lost time injuries	No.	-	Workforce & Information Services
Staff in formal further education (measured annually)	%	5	Workforce & Information Services
Customer service			
Calls received by customer call centres	No.	-	City Engagement
Calls answered within 30 seconds	%	70	City Engagement
Calls completed at first contact	%	70	City Engagement
Customer requests received	No.	-	City Engagement
Customer requests actioned within agreed service standards	%	95	City Engagement

4. Annual Budget and Financial Statements

The following tables represent the budget and financial statements of the City of Sydney Council.

Below: Jubilee park foreshore walk



Detailed Income and Expenditure

	2016-17	4 Year Total				2020-21	2021-22	2022-23	2023-24	2024-25	2025-26	10 Year Total
		2017-18	2018-19	2019-20	2020-21							
OPERATING INCOME												
Advertising Income	6.3	6.5	6.7	6.9	26.5	7.1	7.3	7.5	7.7	8.0	8.2	72.4
Annual Charges	42.7	43.9	45.2	46.5	178.3	47.8	49.2	50.6	52.1	53.6	55.2	486.9
Aquatic Facilities Income	0.9	1.0	0.4	0.4	2.7	0.4	0.4	0.4	0.5	0.5	0.5	5.5
Building & Development Application Income	7.0	7.2	7.4	7.6	29.3	7.9	8.1	8.3	8.6	8.9	9.1	80.2
Building Certificate	1.6	1.6	1.7	1.7	6.6	1.8	1.8	1.9	1.9	2.0	2.1	18.0
Child Care Fees	2.3	2.4	2.5	2.5	9.7	2.6	2.7	2.8	2.8	2.9	3.0	26.5
Commercial Properties	66.4	69.4	71.5	73.6	280.9	75.8	78.1	80.4	82.9	85.3	87.9	771.4
Enforcement Income	35.1	36.1	37.2	38.3	146.7	39.5	40.6	41.9	43.1	44.4	45.7	401.9
Grants and Contributions	12.9	13.0	13.3	13.6	52.9	13.9	14.2	14.5	14.8	15.1	15.5	140.8
Health Related Income	1.5	1.6	1.6	1.7	6.4	1.7	1.8	1.8	1.9	1.9	2.0	17.5
Library Income	0.2	0.2	0.2	0.2	0.6	0.2	0.2	0.2	0.2	0.2	0.2	1.8
Other Building Fees	7.8	8.0	8.2	8.5	32.5	8.7	9.0	9.3	9.6	9.8	10.1	89.1
Other Fees	3.4	4.1	4.2	4.3	16.0	4.5	4.6	4.7	4.9	5.0	5.2	44.9
Other Income	0.9	1.0	1.0	1.0	3.9	1.0	1.1	1.1	1.1	1.2	1.2	10.6
Parking Meter Income	38.3	38.7	39.1	39.9	156.1	40.7	41.5	42.3	43.2	44.1	44.9	412.8
Parking Station Income	10.1	10.4	10.7	11.0	42.3	11.4	11.7	12.1	12.4	12.8	13.2	115.8
Private Work Income	6.7	6.9	7.1	7.3	27.9	7.5	7.7	7.9	8.2	8.4	8.7	76.3
Rates - Business CBD	140.9	144.4	148.0	151.8	585.1	155.5	159.4	163.4	167.5	171.7	176.0	1,578.8
Rates - Business Other	64.6	66.2	67.8	69.5	268.1	71.3	73.0	74.9	76.7	78.6	80.6	723.2
Rates - Residential	61.8	65.8	67.4	69.0	264.0	70.7	72.5	74.2	76.1	77.9	79.8	715.2
Sponsorship Income	1.4	1.4	1.5	1.5	5.7	1.5	1.6	1.6	1.7	1.7	1.8	15.7
Venue/Facility Income	8.5	8.8	9.0	9.3	35.6	9.6	9.9	10.1	10.5	10.8	11.1	97.4
Work Zone	7.6	7.8	8.0	8.3	31.6	8.5	8.8	9.0	9.3	9.6	9.9	86.7
Value in Kind - Revenue	2.1	2.2	2.2	2.3	8.8	2.4	2.4	2.5	2.6	2.7	2.7	24.1
Total Operating Income	530.8	548.4	561.9	576.8	2,217.9	592.0	607.7	623.8	640.3	657.2	674.6	6,013.6
OPERATING EXPENDITURE												
Salaries and Wages	174.4	181.1	186.6	189.1	731.2	193.0	198.9	205.1	211.1	217.1	224.4	1,980.9
Other Employee Related Costs	1.7	1.7	1.8	1.8	7.0	1.9	1.9	2.0	2.1	2.1	2.2	19.2
Employee Oncosts	5.2	5.4	5.7	5.9	22.2	6.1	6.4	6.6	6.9	7.2	7.5	62.9
Agency Contract Staff	7.2	7.5	7.7	7.9	30.3	8.2	8.4	8.7	8.9	9.2	9.5	83.3
Superannuation	19.8	20.5	21.2	21.9	83.3	22.7	23.5	24.3	25.1	26.0	26.9	231.7
Travelling	0.3	0.3	0.3	0.4	1.4	0.4	0.4	0.4	0.4	0.4	0.4	3.7
Workers Compensation Insurance	4.1	4.2	4.3	4.5	17.1	4.6	4.7	4.9	5.0	5.2	5.3	46.7
Fringe Benefit Tax	0.5	0.6	0.6	0.6	2.3	0.6	0.6	0.7	0.7	0.7	0.7	6.3
Training Costs (excluding salaries)	2.1	2.2	2.2	2.3	8.8	2.4	2.5	2.5	2.6	2.7	2.8	24.2
Salary Expense	215.4	223.5	230.4	234.3	903.6	239.8	247.3	255.1	262.8	270.6	279.7	2,459.0

Detailed Income and Expenditure

	2016-17	2017-18	2018-19	2019-20	4 Year Total	2020-21	2021-22	2022-23	2023-24	2024-25	2025-26	10 Year Total
	\$'M											
Operating Surplus/(Deficit)	112.5	116.3	113.5	118.1	460.4	120.1	122.8	124.2	125.9	126.5	128.5	1,208.4
<i>Add Additional Income:</i>												
Interest	14.5	10.9	9.6	8.9	43.9	10.0	9.3	9.4	9.6	9.6	9.1	100.9
Grants and Contributions provided for Capital Purp	64.7	71.5	62.5	62.8	261.5	64.0	51.5	56.6	54.5	46.5	40.3	574.8
<i>Less Additional Expenses:</i>												
Capital Project Related Costs	4.6	4.7	4.9	5.0	19.2	5.2	5.3	5.5	5.7	5.8	6.0	52.7
Depreciation Expense	109.5	112.4	115.2	117.6	454.6	120.0	122.9	124.4	125.3	126.7	127.7	1,201.7
Light Rail Contribution to NSW Government	47.1	63.6	38.6	2.3	151.6	0.2	0.0	0.0	0.0	0.0	0.0	151.8
Net Operating Surplus/(Deficit)	30.6	18.0	27.0	64.8	140.3	68.7	55.4	60.2	58.9	50.1	44.2	477.8

Operating Budget
 Organisation Summary - Operating Result (Before Depreciation, Interest, Capital Income and Extraordinary Items)

	2016/17	2017/18	2018/19	2019/20	4 Year Total	2020/21	2021/22	2022/23	2023/24	2024/25	2025/26	10 Year Total		
\$M	Income Expenditure	Op Surplus / (Deficit)	Op Surplus / (Deficit)	Op Surplus / (Deficit)	Op Surplus / (Deficit)	Op Surplus / (Deficit)	Op Surplus / (Deficit)	Op Surplus / (Deficit)	Op Surplus / (Deficit)	Op Surplus / (Deficit)	Op Surplus / (Deficit)	Op Surplus / (Deficit)		
City Engagement	2.1	20.9	(18.8)	(19.3)	(19.8)	(20.4)	(78.3)	(21.0)	(21.7)	(22.3)	(22.9)	(23.6)	(24.4)	(214.2)
Customer Service	2.0	6.3	(4.3)	(4.4)	(4.5)	(4.6)	(17.8)	(4.7)	(4.8)	(4.9)	(5.0)	(5.1)	(5.2)	(47.5)
Communications	0.1	14.6	(14.5)	(14.9)	(15.3)	(15.8)	(60.5)	(16.4)	(16.9)	(17.4)	(17.9)	(18.5)	(19.2)	(166.7)
Chief Executive Office	0.0	12.6	(12.6)	(11.4)	(11.8)	(12.1)	(47.9)	(13.7)	(12.8)	(13.3)	(13.7)	(15.3)	(14.6)	(131.2)
Office of the Lord Mayor	0.0	3.5	(3.5)	(3.6)	(3.7)	(3.8)	(14.5)	(3.9)	(4.1)	(4.2)	(4.4)	(4.5)	(4.7)	(40.3)
Chief Executive Office	0.0	1.4	(1.4)	(1.4)	(1.5)	(1.5)	(5.7)	(1.5)	(1.6)	(1.7)	(1.7)	(1.8)	(1.8)	(15.8)
Council Elections	0.0	5.0	(5.0)	(3.6)	(3.7)	(3.8)	(16.2)	(5.1)	(4.0)	(4.1)	(4.2)	(5.5)	(4.5)	(43.7)
Secretariat	0.0	2.7	(2.7)	(2.8)	(2.9)	(3.0)	(11.5)	(3.0)	(3.2)	(3.3)	(3.4)	(3.5)	(3.6)	(31.4)
Chief Financial Office	0.6	8.0	(7.3)	(7.6)	(7.7)	(8.0)	(30.7)	(8.1)	(8.3)	(8.4)	(8.8)	(9.1)	(9.4)	(82.8)
Workforce and Information Services	0.0	27.4	(27.4)	(28.3)	(29.1)	(30.0)	(114.8)	(31.0)	(32.1)	(33.1)	(34.2)	(35.3)	(36.5)	(317.1)
Corporate Costs	308.1	(10.0)	318.1	328.7	337.6	346.8	1,331.2	356.2	365.8	375.9	386.7	398.0	408.6	3,622.3
Council	530.8	418.4	112.5	116.3	113.5	118.1	460.4	120.1	122.8	124.2	125.9	126.5	128.5	1,208.4

Capital Works Expenditure Summary - continued

	Prior Years Total	2016/17				4 Year Total				2020/21	2021/22	2022/23	2023/24	2024/25	2025/26	10 Years Total	Total Project Budget
		2016/17	2017/18	2018/19	2019/20	2020/21	2021/22	2022/23	2023/24	2024/25	2025/26	2026/27	2027/28	2028/29	2029/30		
Capital Programs																	
Asset Enhancement																	
Bicycle Related Projects	35.1	6.0	9.5	8.9	11.8	36.3	10.1	7.7	12.4	11.6	9.4	9.1	9.1	9.1	96.7	131.8	
Community, Cultural and Recreation Property Related Projects	12.8	7.6	8.0	6.4	5.6	27.5	18.0	25.0	14.0	18.0	18.0	17.0	17.0	17.0	137.5	150.3	
Corporate and Investment Property Related Projects	14.2	3.4	1.4	0.2	5.0	5.0	5.0	5.0	5.0	5.0	5.0	5.0	5.0	5.0	5.0	19.3	
Open Space, Parks & Trees	9.9	13.4	13.8	13.4	11.5	52.3	10.7	10.6	4.5	3.5	8.0	13.0	13.0	13.0	102.5	112.4	
Public Art	3.5	5.4	5.2	3.7	1.7	16.0	9.0	5.9	5.9	5.0	8.0	10.1	10.1	10.1	60.8	19.6	
Public Domain	16.3	2.0	1.4	5.1	8.6	17.0	1.5	3.7	11.2	9.0	8.0	10.1	10.1	10.1	60.8	77.1	
Stormwater Drainage	5.4	9.6	3.1	0.5	13.3	13.3	1.5	3.7	11.2	9.0	8.0	10.1	10.1	10.1	38.6	44.0	
Rolling Programs (Asset Renewal)																	
Bicycle Related Projects	0.2	0.2	0.2	0.2	0.4	0.4	0.4	0.4	0.4	0.4	0.4	0.4	0.4	0.4	0.4	0.4	
Community, Cultural and Recreation Property Related Projects	6.5	6.5	5.6	6.1	5.3	23.4	9.5	8.0	6.5	7.0	6.5	10.0	10.0	10.0	70.9	70.9	
Corporate and Investment Property Related Projects	5.0	5.0	5.6	9.1	13.1	32.9	11.6	12.2	11.1	11.1	11.0	13.2	13.2	13.2	103.1	103.1	
Infrastructure - Roads, Bridges and Footways	12.8	12.8	12.5	10.4	10.0	45.7	12.2	13.2	15.8	16.3	17.6	17.9	17.9	17.9	138.7	138.7	
Open Space, Parks & Trees	9.5	9.5	7.0	8.0	13.2	37.6	15.0	17.9	21.4	22.0	23.1	22.9	22.9	22.9	159.9	159.9	
Public Art	0.9	0.9	0.5	0.5	0.5	2.4	0.3	0.3	0.3	0.3	0.3	0.3	0.3	0.3	3.9	3.9	
Public Domain	21.4	21.4	12.8	10.7	11.2	56.1	12.4	21.5	15.7	7.6	7.5	8.1	8.1	8.1	128.8	128.8	
Stormwater Drainage	2.5	2.5	2.5	2.0	2.5	9.5	2.0	2.0	2.0	2.5	3.5	3.5	3.5	3.5	25.0	25.0	
Programs Total	97.2	106.4	89.2	85.0	95.0	375.6	112.1	127.8	120.8	113.8	112.8	125.1	125.1	125.1	1,088.0	1,185.2	
Contingency																	
Capital Works Contingency		5.0				5.0									5.0	5.0	
Total Contingency	0.0	5.0	0.0	0.0	0.0	5.0	0.0	0.0	0.0	0.0	0.0	0.0	0.0	0.0	5.0	5.0	
TOTAL CAPITAL WORKS	328.0	298.9	298.9	245.2	144.2	987.3	142.0	140.9	137.4	137.3	137.1	137.1	137.1	137.1	1,819.0	2,147.0	

City of Sydney Balance Sheet

	2016/17	2017/18	2018/19	2019/20	2020/21	2021/22	2022/23	2023/24	2024/25	2025/26
	\$'M									
ASSETS										
Current Assets										
Cash and Investments	389.2	292.8	263.3	251.4	260.7	214.4	213.0	221.9	213.5	200.1
Receivables	98.2	100.0	101.3	102.8	104.3	105.9	107.5	109.1	110.8	112.6
Prepayments	4.2	4.2	4.2	4.2	4.2	4.2	4.2	4.2	4.2	4.2
Inventory	0.7	0.7	0.7	0.7	0.7	0.7	0.7	0.7	0.7	0.7
Current Assets	492.3	397.7	369.5	359.2	369.9	325.1	325.3	335.9	329.2	317.5
Non-Current Assets										
Capital Works, Infrastructure, Investment Properties and P&A	7,383.9	7,492.0	7,547.8	7,621.0	7,685.5	7,786.4	7,847.2	7,896.9	7,954.9	8,011.8
Non Current Assets	7,383.9	7,492.0	7,547.8	7,621.0	7,685.5	7,786.4	7,847.2	7,896.9	7,954.9	8,011.8
TOTAL ASSETS	7,876.3	7,889.7	7,917.4	7,980.1	8,055.4	8,111.5	8,172.5	8,232.8	8,284.2	8,329.3
LIABILITIES										
Current Liabilities										
Payables	79.8	75.1	75.9	73.8	80.4	81.1	81.9	83.3	84.6	85.5
Provisions	61.4	61.4	61.4	61.4	61.4	61.4	61.4	61.4	61.4	61.4
Current Liabilities	141.2	136.5	137.3	135.3	141.8	142.5	143.4	144.7	146.0	146.9
Non-Current Liabilities										
Provisions	19.2	19.2	19.2	19.2	19.2	19.2	19.2	19.2	19.2	19.2
Non Current Liabilities	19.2	19.2	19.2	19.2	19.2	19.2	19.2	19.2	19.2	19.2
TOTAL LIABILITIES	160.4	155.8	156.5	154.5	161.0	161.7	162.6	163.9	165.2	166.1
Net Assets	7,715.9	7,733.9	7,760.9	7,825.7	7,894.4	7,949.7	8,010.0	8,068.9	8,119.0	8,163.1
EQUITY										
Equity	7,715.9	7,733.9	7,760.9	7,825.7	7,894.4	7,949.7	8,010.0	8,068.9	8,119.0	8,163.1

City of Sydney CASH FLOW FORECAST

	2016/17	2017/18	2018/19	2019/20	2020/21	2021/22	2022/23	2023/24	2024/25	2025/26
\$M										
Revenue:										
Rates and Annual Charges	309.0	319.4	327.5	335.8	344.4	353.2	362.1	371.3	380.8	390.5
Other Operating Income	219.7	226.8	232.2	238.6	245.3	252.1	259.1	266.3	273.8	281.4
Operating Income	528.7	546.2	559.7	574.5	589.7	605.3	621.3	637.7	654.6	671.9
Expenses:										
Salary & Wages Expenditure	215.4	223.5	230.4	234.3	239.8	247.3	255.1	262.8	270.6	279.7
Other Operating Expenditure	200.9	206.4	215.8	222.1	229.7	235.1	242.0	249.0	257.5	263.7
Operating Expenditure	416.3	429.9	446.2	456.4	469.5	482.5	497.1	511.8	528.0	543.4
Operating Surplus	112.5	116.3	113.5	118.1	120.1	122.8	124.2	125.9	126.5	128.5
Other Non Operating:										
Interest income	14.5	10.9	9.6	8.9	10.0	9.3	9.4	9.6	9.6	9.1
Light Rail Contribution to NSW Government	(47.1)	(63.6)	(38.6)	(2.3)	(0.2)	0.0	0.0	0.0	0.0	0.0
Capital Related Project Expenses	(4.6)	(4.7)	(4.9)	(5.0)	(5.2)	(5.3)	(5.5)	(5.7)	(5.8)	(6.0)
Depreciation	(109.5)	(112.4)	(115.2)	(117.6)	(120.0)	(122.9)	(124.4)	(125.3)	(126.7)	(127.7)
Capital Grants and Contributions	64.7	71.5	62.5	62.8	64.0	51.5	56.5	54.5	46.5	40.3
Net Surplus	30.6	18.0	27.0	64.8	68.7	55.4	60.2	58.9	50.1	44.2
Add Back :										
Depreciation	109.5	112.4	115.2	117.6	120.0	122.9	124.4	125.3	126.7	127.7
Non-Cash Asset Adjustments	1.1	1.0	1.1	1.2	1.3	2.1	2.2	2.3	2.4	2.5
Cash Surplus before Capital Expenditure	141.1	131.4	143.2	183.6	190.0	180.3	186.8	186.5	179.1	174.4
Capital Expenditure										
Capital Works (excluding Light Rail Contribution)	(251.8)	(235.3)	(206.6)	(141.9)	(141.8)	(140.9)	(137.4)	(137.3)	(137.1)	(137.1)
Plant and Asset Acquisitions	(29.2)	(25.0)	(25.0)	(25.0)	(25.0)	(25.0)	(25.0)	(25.0)	(25.0)	(25.0)
Property (Acquisitions)/Divestments	18.8	38.9	59.6	(25.0)	(19.0)	(60.0)	(25.0)	(15.0)	(25.0)	(25.0)
Total Capital Expenditure	(262.1)	(221.4)	(172.1)	(191.9)	(185.8)	(225.9)	(187.4)	(177.3)	(187.1)	(187.1)
Net Receivables/Payables Movement	(3.1)	(6.4)	(0.6)	(3.5)	5.0	(0.8)	(0.8)	(0.3)	(0.4)	(0.8)
Cash Surplus / (Deficit)	(124.1)	(96.4)	(29.5)	(11.9)	9.2	(46.3)	(1.4)	8.9	(8.4)	(13.4)
Total Cash at Beginning of Period	513.3	389.2	292.8	263.3	251.4	260.7	214.4	213.0	221.9	213.5
Cash Surplus/ (Deficit)	(124.1)	(96.4)	(29.5)	(11.9)	9.2	(46.3)	(1.4)	8.9	(8.4)	(13.4)
Total Cash at End of Period	389.2	292.8	263.3	251.4	260.7	214.4	213.0	221.9	213.5	200.1

Asset Replacement and Sales (including Information Services - Capital Projects)

Council holds assets to ensure its financial viability, for commercial and strategic reasons, and to meet the needs of its operations.

Depreciating assets, such as plant, equipment and vehicles, held for Council's operations are changed or replaced in line with Council's current needs and the operational life of the asset. The City replaces its light fleet every two years or 40,000km excluding utility vehicles which are replaced every three years or 60,000km. The City also adopts a replacement program to renew its Personal Computer assets on an average three-yearly cycle.

The City has a program of upgrades and enhancements to information systems. These can include installation and configuration of 3rd party software and development of new in-house solutions.

Where these system developments are deemed to have an enduring benefit to the City, the costs of the project are capitalised as assets within the Fixed Asset Register, and amortised over an appropriate useful life. Capitalisation of costs is consistent with the City's *IPPE ASSET Recognition and Capitalisation Policy*.

Summary of Expenditure - 2016/17

	2016-17	Net Budget
	Acquisitions	Sales
Books	1.3	-
Equipment	7.5	(0.0)
Furniture & Fittings	1.5	-
Information Technology (Equipment)	2.5	-
Information Services - Capital Projects	8.5	-
Miscellaneous	1.0	-
Plant	3.7	(0.2)
Vehicles	5.0	(1.6)
Total	31.0	(1.9)
		29.2

Statement of Business or Commercial Activities

The City of Sydney expects to continue with Parking Stations as a Category 1 business activity. These commercial activities provide an additional source of funding that enables the Council to continue to provide enhanced services and infrastructure delivery without placing additional burden on the City's ratepayers.

Revenue Policy - Charges for Works Carried out on Private Land

Council does not generally carry out works on private land, however if Council were required to undertake such works (e.g. the construction of a private road), then the works would be charged at the appropriate commercial rate.

OFFICE OF LOCAL GOVERNMENT PERFORMANCE MEASURES - PROJECTIONS

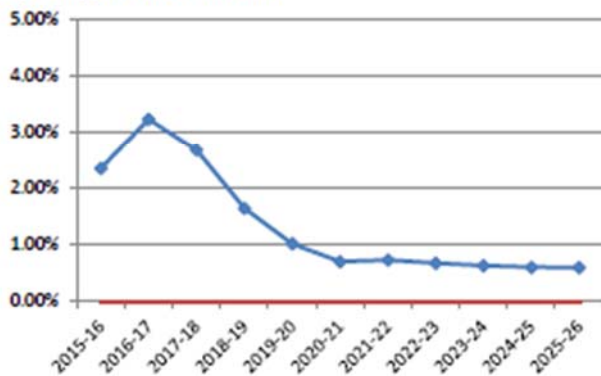
The City's performance in respect of the mandated Office of Local Government Performance measures is detailed below. The charts demonstrate performance trends on the basis of forward projections contained in the Long Term Financial Plan, and estimates related to future asset maintenance and renewal requirements (per the Asset Management Plan) and infrastructure backlog.

The formulas used in the calculations, as provided by the NSW Office of Local Government, are also included.

The graphs plot the 3-year average performance for each year shown (with the exception of the Infrastructure Backlog Ratio and the Real Operating Expenditure per Capita, shown as 'snapshot' performance). E.g. 2019/20 will show average performance for the 3 years to 2019/20 (2017/18, 2018/19, 2019/20).

Sustainability

Operating Performance Ratio

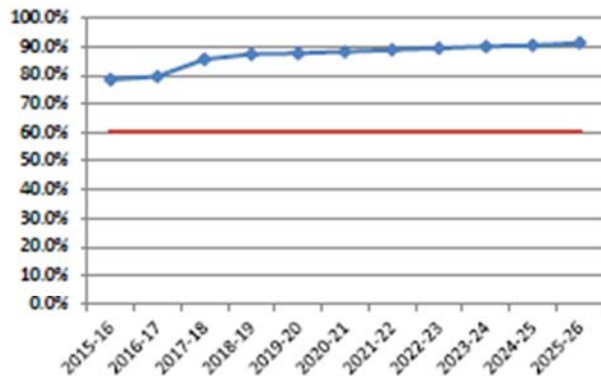


$$\frac{\text{Operating Revenue (excl Capital Grants \& Contributions) less Operating Expenses}}{\text{Operating Revenue (excl Capital Grants \& Contributions)}}$$

Operating Performance is projected to exceed benchmark over the life of the Long Term Financial Plan. However, the declining trend is indicative of the increasing cost pressures faced by the City in delivering services to a rapidly growing population.

Estimates relating to increased operating expenditure required to service urban renewal areas (including Green Square and Barangaroo) are reflected in forward projections, and contribute to a decline in operating performance. In later years, the softening of rates growth and the continued increase of depreciation expense (related to new capital works) contribute to put pressure on the Operating Result.

Own Source Revenue



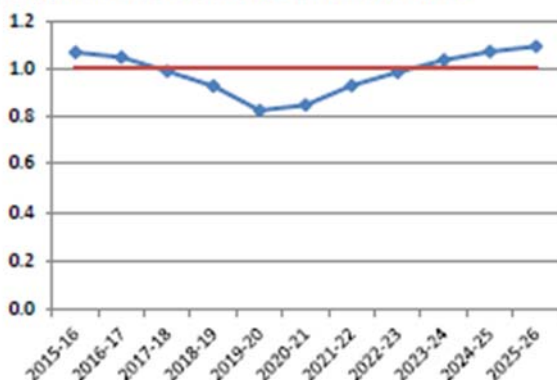
$$\frac{\text{Total continuing operating revenue less all grants and contributions}}{\text{Total Operating Revenue}}$$

(inclusive of Capital Grants and Contributions)

The City's Own Source Operating Revenue is already well above the required benchmark level and is forecast to continue to grow as a proportion of total operating revenue.

As detailed in the Long Term Financial Plan document, minor incremental growth in the City's rates base and the expected continuation of the "cap" on developer contributions per new dwelling will result in capital income representing a declining proportion of the City's income base, reflected in the gradual increase in the Own Source Revenue ratio.

Building and Infrastructure Asset Renewal Ratio



$$\frac{\text{Actual Asset Renewals}}{\text{Required Renewal* of Building and Infrastructure Assets}}$$

Rather than utilise depreciation expense as an arbitrary proxy for required levels of asset renewal, the required renewal of building and infrastructure assets is instead sourced from the Asset Management Plan in the City's Integrated Planning and Reporting documents.

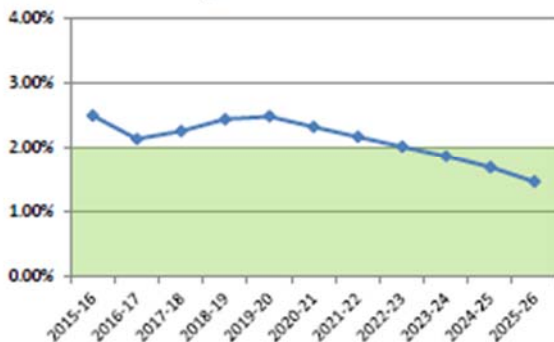
The performance of this ratio is forecast to temporarily decline, as the City's financial and delivery capacity is focused on the provision of required infrastructure in the Green Square urban renewal area, as well as the contribution to the NSW Government's light rail project, integration with Barangaroo and the provision of new childcare centres.

In time, the ratio is forecast to return to above benchmark performance.

OFFICE OF LOCAL GOVERNMENT PERFORMANCE MEASURES - continued

Infrastructure and Service Management

Infrastructure Backlog Ratio



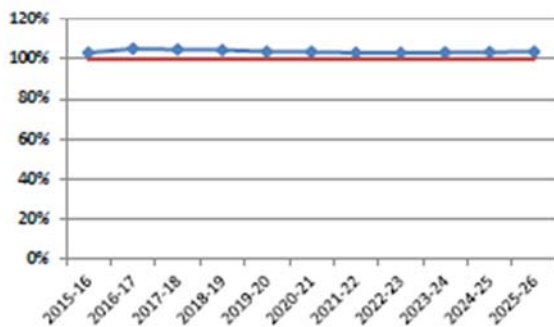
Estimated Costs to Bring Assets to a Satisfactory Standard

Written Down Value of Infrastructure (incl roads and drainage assets), Building, Other Structures and Depreciable Land Improvements Assets

The City holds the view that the vast majority of its buildings and infrastructure are currently maintained at or above a "satisfactory standard". The identified infrastructure backlog is subject to ongoing review, to ensure that backlog levels reported are reflective of those assets deemed to be at less than "satisfactory standard".

The City's projected Infrastructure Backlog ratio mirrors projected trends in asset renewals - as asset renewals exceed "required" levels, the backlog is reduced. The temporary decline in asset renewals results in a corresponding increase to backlog, subsequently addressed as renewal levels return to above benchmark level in the later years of the plan.

Asset Maintenance Ratio



Actual Asset Maintenance

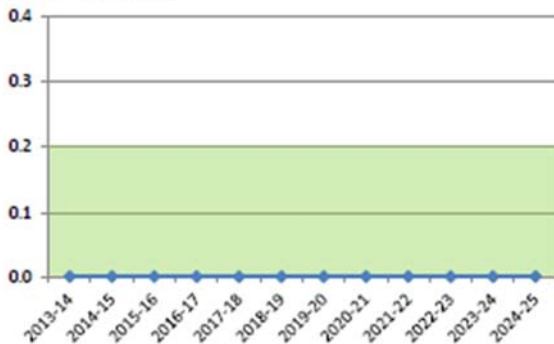
Required Asset Maintenance

In line with the City's Asset Management Plan, asset maintenance is forecast to marginally exceed benchmark over the life of the plan. In time, this performance will ease to a level closer to 100% (i.e. benchmark).

Extended periods of asset maintenance exceeding the required levels would represent over servicing. Whilst gross expenditure on asset maintenance will continue to grow over time, so will the "required" level of annual maintenance, as the City's asset base continues to grow.

Over the longer term, increases to asset maintenance expenditure will continue to be 'matched' to growth in the City's asset base.

Debt Service Ratio



Principal Repayments (from Statement of Cash Flows) plus Borrowing Interest Costs (from the income statement)

Operating Results before Interest and Depreciation (EBITDA)

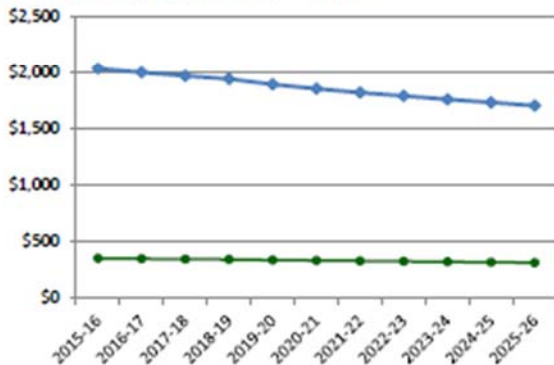
Historically strong financial management has alleviated the need for the City to borrow funds, and the Long Term Financial Plan projects that this trend will continue over the next 10 years.

In addition to cash and investment reserves accumulated over a period of 15 years, the City has access to considerable capital income (in the form of developer contributions and interest on cash and investments) that will facilitate the delivery of new capital projects without the use of borrowings.

Should funding circumstances change, the City will review the appropriateness of debt financing accordingly.

Efficiency

Real Operating Expenditure per capita



Real Operating Expenditure Residential Population of Local Government Area

A declining trend over time is in line with OLG requirements, and reflects the City's commitment to targeting efficiencies in service delivery.

Whilst gross Operating Expenditure is forecast to increase over time, the residential population of the LGA is projected to grow more rapidly, representing a declining level of Real Operating Expenditure per capita.

Service levels are reviewed as part of the Integrated Planning and Reporting process, and will reflect ratepayer priorities within tight budgetary controls.

Note that the green line reflects the inclusion of all users of the City, currently approximately 1.2M per day

Rating and Revenue Policy Statement 2016/17

The City has adopted the 1.8% general rate increase set by the Independent Pricing and Regulatory Tribunal (rounded by IPART).

The proposed rating structure has one ordinary rate for all residential properties and two sub-categories for business properties, with minimum rates in each category to ensure that all ratepayers make a minimum contribution to the Council.

The City has determined the following residential and business sub-categories of rateable land for the 2016/17 year:

Residential

Residential Rate - Ordinary

Business

Business Rate - Ordinary

Business Rate - Central Business District (CBD)

The boundaries of the business sub-categories are shown on the plan located within this document.

The proposed rating structure for 2016/17 is set out in the following table:

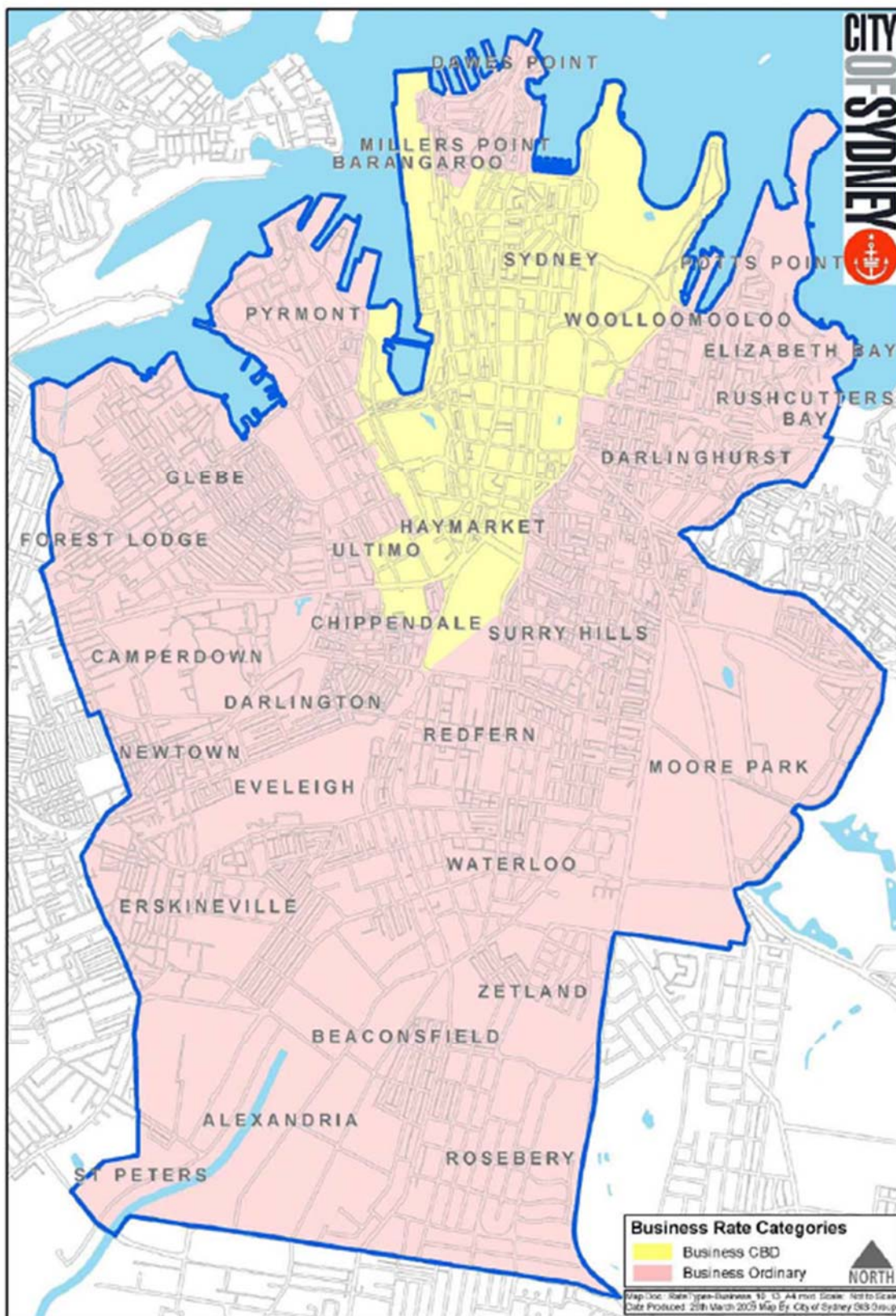
Rating Category	Minimum Rate	Ad valorem Rates (in the \$)	Estimated Yield \$M
Residential Rate - Ordinary	\$536.50	0.001210	\$62M
Business Rate - Ordinary	\$686.40	0.004595	\$65M
Business Rates - CBD	\$686.40	0.010286	\$137M

NOTE: the above ad valorem rates and estimated yields may change due to new supplementary valuations received by council, for the purpose of rating, prior to this "Operational Plan" being adopted.

Pensioner Rebates

The City of Sydney will again provide a 100% rebate for eligible pensioners in 2016/17, determined in accordance with section 575 of the Local Government Act 1993.

Business Rate Sub-Categories (Illustrated)



Categorisation of land for the purposes of ordinary rates

Council determines rating categories for rating purpose in accordance with sections 514 - 529 of the Local Government Act and Local Government (General Regulation) 2005.

Residential and Business Categories

The Act only allows four available categories of rateable land, including farmland and mining, which are not applicable within the City of Sydney LGA. All rateable lands in the City of Sydney are therefore categorised as either residential or business. As noted within section 514 of the Act, any land that does not satisfy the criteria to be deemed residential, will be categorised and rated as business. The business category applies to land that is used for industrial and commercial operations, and also includes, car spaces, storage lots, marina berths and mooring lots.

Council will use the plans approved under a development application or building application as a basis for determining the initial categorisation of a property, unless other more relevant information is available. The ratepayer will be advised through the issue of an annual or supplementary rate notice.

Mixed Development

There are instances where a property is used for both residential and business purposes. If applications are submitted and approved by the Land & Property Information (a division of the NSW Department of Finance and Services), Council will be advised of the relevant apportionment of use between residential and business rate components, to enable a mixed rate to be levied.

Change to Category for Rating Purpose

A review of the categorisation of land for rating purposes may arise in response to a ratepayer request (application), or because Council elects to review one or a number of parcels of land because it believes that the current categorisation may be incorrect. Council may request further information and/or access to inspect the property to assist with making this determination.

Applications for "Change in Categorisation of Land for Rating purposes" must be made on the approved form that can be found on the City's website. If approved, the change in category will take effect from the date of application or the issue date of the "Final Occupation Certificate" (which ever is most applicable), and the current year's rates will be adjusted accordingly.

The ratepayer will be formally advised in writing of the outcome and where applicable, will receive an annual or supplementary rates notice.

Ratepayers with a property that is used for both a business and residential purpose, must complete the "Change in Categorisation of Land for Rating Purposes" form, Council will then make a submission on their behalf to Land & Property Information for consideration of a mixed used apportionment.

Aggregation of land parcels (lots) for the purposes of ordinary rates

Rating of car spaces and storage lots

In accordance with section 548A of the Local Government Act, Council permits the aggregation of certain land parcels (lots) for rating purposes.

Where a unit lot includes multiple car and/or storage lots, a single rateable valuation exists and therefore only one rate is calculated on the total value of the unit, car and storage lots.

Where car and/or storage lots are separately titled, they are given their own unit entitlement and separate rateable values exist for each lot. In this circumstance, Council allows the rateable values to be aggregated, and a single rate to be levied on the combined rateable value.

Aggregation of land parcels (lots)

Council will aggregate only where:

- 1) the lots are used in conjunction with the unit, by the occupier of the unit;
- 2) the ownership of each lot noted on the certificate of title is exactly the same for each;
- 3) all lots are within the same strata plan, or strata scheme, or the strata plan notes that the lots are used in conjunction with; and
- 4) the lots are not leased out separately

Residential - Council will only aggregate a maximum of 3 car space and all storage lots, to a residential strata unit.

Business - Council will only aggregate a maximum of 1 car space and one storage lot, to a business rated strata unit.

Council will not permit aggregation of marina berths and mooring lots.

Aggregation of car and storage lots will continue until the use, or ownership changes. Upon change of ownership, aggregation of unit, car and storage lots purchased as part of the same transaction will occur automatically following receipt of the Notice of Sale (subject to meeting criteria mentioned above), with the levying of the rates on the combined rateable value to commence from the start of the next quarter following the settlement date.

Applications for aggregation must be made using the form found on City's website. Approved aggregations will come into effect from the start of the next quarter following receipt of the application.

Debt Recovery and Financial Hardship

The Local Government Act and the Local Government (General Regulation) 2005 require Council to assist in effective and efficient collection of the rates and annual charges due to Council, while being responsive and supportive to those ratepayers who are suffering genuine financial hardship.

When is a debt recoverable and what actions may be taken to recover the debt?

Rates and charges will be deemed overdue when the due date for instalment has passed, and payment has not been received.

Where an instalment is overdue, Council may commence recovery action, either directly or via its debt recovery agent.

Council's recovery action options will generally include a reminder, through verbal or written correspondence. If payment is still not received, then a final demand will be issued. Council may commence legal recovery action to

recover the overdue rate and charges in accordance with section 695 of the Local Government Act, and any costs incurred in this regard will be recoverable from the ratepayer.

Payment Arrangements

To assist in recovery of the overdue amount, the Council and a ratepayer may at any time agree a payment arrangement whereby regular scheduled payments pay off the debt, in accordance with section 564 of the Local Government Act. The arrangement must be formally approved by Council or its debt recovery agent.

Payment arrangements must include any legal or interest charges that will or already have occurred due to the rates being overdue.

Council will generally seek an arrangement whereby the overdue debt is paid within 90 days from the original due date (being the instalment due date).

If the payments are not made in accordance with the agreed payment arrangement, Council may commence recovery action at any time after the payment due date.

Interest on Overdue Rates

Interest is charged on all overdue rates and annual charges in accordance with section 566(3) of the Local Government Act. The maximum interest rate is set by the Minister for Local Government and will be charged at a rate of 8% per annum for the 2016/17 financial year.

Ratepayers subject to genuine Financial Hardship

While ratepayers are required to pay their annual rate and charges to support local government operations,

Council is mindful of the need to support ratepayers who suffer genuine financial hardship.

The City of Sydney's 100% pensioner rebate policy generally covers those in greatest need of support; however there will still be ratepayers whose financial circumstances for a specific period of time render them unable to meet their obligations as they fall due.

To address these situations, ratepayers are able to apply for consideration of extended payment terms, by completing a "Financial Hardship" application form which is available on Council's website. Options for eligible ratepayers may include:

- a) a short term deferment for paying their current rates and charges; or
- b) longer term arrangement plans for arrears owed, with current instalments being paid as they become due.

Provided that an approved hardship repayment plan is maintained, Council can consider reducing or waiving interest on overdue rates in accordance with sections 564 and 567 of the Local Government Act.

Financial Hardship as a result of valuation changes

The Local Government Act, section 601, specifically caters for ratepayers who may suffer financial hardship arising from an increased rate levy due to changes in the valuation of their property.

Ratepayers in this position would also complete the "Financial Hardship Application" form, however the evaluation of any such application will be considered in light of the valuation change and subsequent rate increase.

Stormwater Management Service Charge

The Office of Local Government released guidelines in July 2006 that provides assistance to councils to raise additional funding through the Stormwater Management Service Charge to support them in improving the management of urban stormwater in NSW. This follows the gazettal of the Local Government Amendment (Stormwater) Act 2005.

The City introduced a Stormwater Management Service Charge in 2008 and proposes to continue this charge in 2016/17. Following the findings of detailed studies of the City's stormwater catchments a number of significant infrastructure works have commenced. These initial works include O'Dea Avenue and Joynton Avenue drainage upgrades following in the Green Square-West Kensington catchment. The City's Long Term Financial Plan indicates capital works expenditure on stormwater works across the LGA will be more than \$70M over the next 10 years. This is in addition to the City's \$83M contribution to trunk drainage works, a Sydney Water responsibility, in Green Square and Ashmore Estate areas.

It is proposed to levy residential land parcels \$25 and business land parcels \$25 per 350m².

Residential

Non Strata land parcels	\$25.00 per parcel
--------------------------------	---------------------------

Strata Unit	\$12.50 per unit
-------------	------------------

Company Title	\$12.50 per unit
---------------	------------------

Business

Non Strata land parcels	\$25.00 per 350m² or part thereof
--------------------------------	---

Strata Unit	Pro-rata of above, but a minimum of \$5
-------------	---

The income of the proposed Stormwater and Drainage Levy is \$1.9M.

Domestic Waste Management Annual Availability Charge (DWMAAC)

The Local Government Act (LGA) 1993 requires Council to recover the full cost of providing the Domestic Waste Management Service.

This is achieved through an annual availability charge for each parcel of rateable land entitled to receive the service [s496]. This mostly applies to land categorised "residential" but includes some land categorised business where the property contains a residential component and non rateable land with a residential component where a domestic waste service is requested. Every dwelling in a strata lot or company titled unit is to be taken as a separate parcel and levied a separate DWMAAC [S518A].

Similarly the form of a charge may be expressed as the number of individual units or dwellings forming part of that assessment [s540]. For example a block of units with ten residential premises (flats, bedsits etc.) may be owned by one ratepayer subject to a single rates assessment but the DWMAAC charge would be for ten dwellings, that is ten DWMAAC's.

Council retains the right to determine the most suitable means of providing the service particularly in terms of the bin size and type (Carry Bin, Mobile Garbage Bin or Bulk Bin) and frequency of collection (daily, weekly or multi) to suit particular properties and localities mindful of efficiencies and practicalities.

The availability charges are as follows:

Single Unit Dwellings

Description	Fee	Estimated Yield
Minimum Domestic Waste Charge	\$270	\$582,390
Domestic Waste Charge (120lt bin)	\$411	\$8,402,703
Domestic Waste Charge (240lt bin)	\$828	\$602,784

Multi Unit Dwellings

Description	Fee	Estimated Yield
Minimum Domestic Waste Charge	\$270	\$1,124,550
Minimum Domestic Waste Charge, 2 X Weekly	\$304	\$9,200,560
Minimum Domestic Waste Charge, 3 X Weekly	\$337	\$754,880
Standard Domestic Waste Charge	\$411	\$1,475,079
Standard Domestic Waste Charge, 2 X Weekly	\$445	\$6,714,160
Standard Domestic Waste Charge, 3 X Weekly	\$478	\$6,561,984
Large Domestic Waste Charge	\$645	\$645
Large Domestic Waste Charge, 2 X Weekly	\$681	\$8,172
Large Domestic Waste Charge, 3 X Weekly	\$713	\$315,859
Domestic Waste Charge, 7 day service area	\$425	\$3,945,275

Total Estimated Domestic Waste Yield \$39.7M

5. Fees and Charges

REVENUE POLICY – Fees

The Council proposes to charge a range of fees in 2016/17, as detailed within the attached Schedule of Proposed Fees and Charges.

The legislative basis for these fees may be found in Section 608 of the Local Government Act 1993 which provides that Council may charge and recover an approved fee for any service it provides, including the following:-

- supplying a service, product or commodity;
- giving information;
- providing a service in connection with the exercise of the council's regulatory functions – including receiving an application for approval, granting an approval, making an inspection and issuing a certificate; and
- allowing admission to any building or enclosure.

Under the principle of “user pays”, fees are introduced to offset the cost of service provision, or in the case of commercial activities to realise a reasonable rate of return on assets employed by the Council, in order to support the provision of services and to alleviate the burden that would otherwise be unfairly placed upon ratepayers.

Council has given due consideration to the following factors in determining the appropriate price for each fee:-

- the cost of providing the service;
- whether the goods or service are supplied under a commercial basis;
- the importance of the service to the community;
- the capacity of the user to pay;
- the impact of the activity on public amenity;
- competitive market prices; and
- prices dictated by legislation.

Council discloses its pricing policy by showing a pricing code against each individual fee within the attached Schedule of Proposed Fees and Charges, as:-

- Market Council provides a good / service in a competitive environment
- Full Cost Council intends to fully recover the direct and indirect cost of provision plus any community cost
- Partial Cost Council intends to partially recover the costs of provision
- Legislative Prices are dictated by legislation
- Zero Council absorbs the full cost of delivery
- Security Deposit Refundable deposit against possible damage to Council property

All fees are quoted in “GST Inclusive” terms, as this is the relevant price to the customer, however it should be recognised that within the schedule there are many fees that do not attract GST. These fees have either been specifically exempted by the GST legislation or have been included within the Division 81 determination as the Australian government has deemed that the customer does not actually receive a taxable supply in consideration for the fee. The latter excludes many fees for regulatory services that are not provided within a competitive environment, and other forms of information that are provided on a non-commercial basis.

In accordance with the Office of Local Government's guidelines on competitive neutrality, Council has identified its Category 1 business (those with a turnover exceeding \$2 million) as Parking Stations. These businesses set prices in line with market conditions and their results are disclosed, including tax equivalent payments and return on capital, with Council's Annual Report.

Waiving, Discounting or Reducing Fees

Section 610E of the Local Government Act 1993 allows Council to waive payment of, or reduce a fee in a particular case if it is satisfied that the case falls within a category of hardship or any other category that Council has determined it may consider waiving payment, or reducing a fee.

Council has determined the following categories:

Hardship – where there is evidence that the payment of the fee or charge will impose unreasonable financial hardship on the applicant given their particular circumstances;

Charity – where the applicant is a registered charity and the fee is for a service that will enable the provision of charitable services to the City of Sydney community;

Not For Profit – where the applicant is an organisation that holds “not for profit” status and the fee is for a service that will enable the achievement of their objectives and betterment for the City of Sydney community and the and where the payment of standard fees or charges would cause financial hardship

Commercial – where the City, or its contractor, operates a service and reduction of the fee is required to compete in the market

Non-Provision of Service - where the City is unable to provide a service or venue that has been previously agreed upon and an appropriate discount, fee waiver or substitution is required as compensation

Filming related activities - applicable fees and charges may be waived or reduced for productions completed within the LGA if undertaken by an educational institution for a non-commercial purpose, by a registered charity or not-for-profit organisation where the primary purpose relates is for the improvement/benefit to the City of Sydney community or where the production’s primary purpose is to highlight the City as a tourist destination.

The following principles will be considered when applying any reduction or waiver of a fee or charge.

- Compliance with statutory requirements
- Fairness and consistency
- Integrity
- Equity
- Transparency
- Commercial imperatives

The Council will directly, or through delegated authority, assess and make determinations on requests for reduction or waiver of fees in accordance with these principles.

Council may endorse a reduction or waiver of fees and charges to organisations as part of the City’s Grants and Sponsorships arrangements.

Fees & Charges - Alphabetical Index

	Page	Description	
A	32	Abraham Mott Hall	
	33	Activity Centre Hire	
	57	Activity Centre Meals	
	56	After School Care	
	32	Alan Davidson Facility - Hire	
	48	Alan Davidson Oval	
	33	Alexandria Activity Centre	
	55	Alexandria Child Care Centre	
	48	Alexandria Park - Hire	
	46	Alexandria Park - Court Hire	
	31	Alexandria Town Hall - Hire	
	43	Andrew (Boy) Charlton Pool	
	13	Animal Registrations	
	60	Archived Records	
	60	Asia on your Doorstep	
	1	ASIC Search	
	B	13	Backpacker Vehicles
		61	Bank Charges/Guarantees
51		Banner Pole Advertising	
15		Barricades	
46		Beaconsfield Park - Court Hire	
32		Benledi Community Room	
21		Bicycle Lanes	
13		Bollards	
33		Booler Community Centre	
56		Broughton St Kindergarten	
32		Brown St, Newtown - Hall Hire	
11		Building Applications / Certificates - copies	
7		Building Certificates	
13		Busking Approvals	
C		5	CAD Modelling (3D)
	33	C.A.R.E.S. Facility - Community Room Hire	
	24	Car Sharing Program	
	13	Cat Trap Hire	
	13	Cat Desexing	
	55	Child Care Centres	
	56	Children's Programs	
	60	Chinese New Year	
	6	City Plan Documents	
	50	City Farm	
	47	Civic Spaces - Hire	
	29	Cleansing Plant and Labour Hire	
	58	Community Bus Scheme	
	58	Community Centre Meals	
	13	Companion Animals Act, 1998	

Fees & Charges - Alphabetical Index

Page	Description
C	
8	Complying Development Certificate
8	Complying Development Certificate - Amendments
8	Construction Certificates
8	Construction Certificates - Amendments
9	Construction Certificates - Council as Principal Certifying Authority
9	Construction Certificates Registration of Private Certifications
41	Cook & Phillip Park
15	Crane Operations
Appendix 1	Customs House - Barnett Long Room
47	Customs House - Forecourt
31	Customs House - Minor Room Hire
53	Customs House Library - see library services
46	Cycling Courses
D	
33	Darlinghurst Community Space
6	DCP Amendments
23	Decorative Paving
19	Determination of Alignment Levels
1	Development Applications
4	Development Applications - Advertising/Notification Fees
2	Development Applications - Pre-DA Advice
1	Development Applications - Exceptions
4	Development Applications - Exemptions
3	Development Applications - Extension of expiring DA
6	Development Applications - Registers
2	Development Applications - Modifications
2	Development Applications - Review of Determination
17	Development Applications - Owners Consent
4	Development Applications - Amended Plans
5	Development Consents
4	Development Levies
5	Development Plans
61	Dishonoured Cheques
18	Distribution of Printed Matter and Other Materials
29	Domestic Waste Charges
19	Drainage Connections
20	Driveway Applications
19	Driveway Linemarking
21	Driveway Restoration and Construction (Council to perform works)
E	
33	East Sydney Community Arts Centre
12	Environment Protection Notices
62	Environmental Upgrade Agreements
48	Erskineville Oval - Hire
31	Erskineville Town Hall - Hire
3	Extension of Expiring Consents

Fees & Charges - Alphabetical Index

	Page	Description
F	47	Federal Park
	17	Filler Lines/Boxes
	40	Filming - Community Facilities
	54	Filming - Libraries
	17	Filming - Council Buildings
	30	Filming - General
	41 - 45	Filming - Pools
	13	Fire Safety and Egress Notices
	13	Fire Safety Statement Lodgment
	11	Food Premises Plans
	16	Footway Usage Approvals
	4	Franklyn Park Community Space
	G	31
27		Goulburn St Parking Station
60		Government Information Access Applications
32		Green Square Community Hall - Hire
34		Green Square Community Space - Hire
62		Green Village Workshops
H	34	Harold Park Tramshed Community Space
	33	Harry Jensen Centre
	11	Health Inspections
	12	Health Notices or Orders
	12	Health Approvals
	58	Healthy Ageing Activities
	6	Heritage Floor Space Data
	56	Hilda Booler Kindergarten
	14	Hoardings
	14	Hoist Operations
I	13	Impounded Vehicles
	13	Impounded Items
	3	Integrated Development
	41	Ian Thorpe Aquatic Centre
J	33	Joseph Sargeant Centre
	34	Joynton Park Kiosk
	48	Jubilee Oval
	39	Juanita Neilsen Centre
K	27	Kings Cross Parking Station
	40	King George V Recreation Centre

Fees & Charges - Alphabetical Index

	Page	Description
L	4	Land Subdivision
	6	LEP Amendments
	53	Library Services
	54	Library Meeting Rooms
	24	Lighting & Electrical Design
	21	Linemarking
	6	Local Environmental Plans - LEPs
M	6	Maps & Plans - Copying / Printing
	24	Make Safe - for all hazards
	31	Markets
	47	Martin Place Outdoor Entertainment Area
	33	Mary MacDonald Centre
	58	Meals on Wheels
	12	Mobile Food Vendors
N	60	New Year's Eve
O	9	Occupation Certificate
	19	Oversize and Overmass Vehicles
P	Appendix 1	Paddington Town Hall - Hire
	48	Paddington Reservoir Gardens
	47	Parks Events Hire - Corporate Functions, Festivals, etc
	28	Parking - Ticket Parking Charges
	25	Parking Permits
	27	Parking Stations
	23	Paving - Decorative
	48	Perry Park - Hire
	32	Peter Forsythe Auditorium
	38	Pine St Creative Arts Centre - Room Hire
	37	Pine St Creative Arts Centre - Courses
	17	Pipelines
	6	Planning Controls and Documents
	58	Podiatry
	7	Policy Documents
	14	Premises Numbers
	43	Prince Alfred Park Pool
	45	Prince Alfred Park Tennis Courts
	19	Public Domain Charges
	12	Public Health Skin Penetration Regulation, 1985
	55	Publications
	11	Public Swimming and Spa Pool Inspection
	36	Pyrmont Community Centre

Fees & Charges - Alphabetical Index

	Page	Description	
R	61	Rates - Search Fees	
	35	Redfern Community Centre	
	55	Redfern Occasional Care Centre	
	48	Redfern Oval - Hire	
	33	Redfern Oval Community Room	
	31	Redfern Town Hall - Hire	
	48	Reg Bartley Oval	
	33	Reg Murphy Centre	
	25	Resident Parking Permits	
	21	Restoration Charges - works performed by Council	
	20	Restoration Work - carried out by applicants or their contractors	
	33	Rex Centre	
	17	Road Leasing Fees	
	17	Road Closure and Sale	
	18	Road Closure - Temporary	
	20	Road Opening Permits	
	33	Ron Williams Centre	
	45	Rushcutters Bay Tennis Courts	
	S	10	s68 Approvals - LGA 1993
		2	s82A -Review of Development Application
4		s88G Conveyancing Act Certificates	
7		s94 Contribution Plans	
4		s94 Contribution Levies	
2		s96(1) Modification of Development Application	
3		s96(2) Modification of Development Application	
5		s121ZP - Certificate of Notices and Order - EPA Act	
20		s138 Roads Act Instal Temporary Shoring and Ground Anchors	
5		s149 Certificates	
7		s149(A) Certificates	
61		s603 Certificates - LGA Act	
17		s611 - Use of Public space	
5		s735A Certificate - (LGA Act)	
61		Securities	
18		Signposting	
33		St Helens Community Centre	
46		St James Park Tennis Courts	
3		Staged Development Applications	
24		Stormwater Downpipe Connections	
29		Stormwater Management Services Charge	
17		Stormwater Pipelines	
4		Strata Title Subdivision	
18		Street Events	
19		Street Furniture	
24		Street & Directional Signage	
17		Street Vending Consent	

Fees & Charges - Alphabetical Index

Page	Description
S	
4	Subdivision of Land
61	Subpoena of Council Records
35	Surry Hills Community Centre
24	Survey Box or Mark
11	Swimming Pool Barrier Certificates
41 - 45	Swimming Pools
Appendix 1	Sydney Town Hall - Venue Bookings
32	Sydney Park Pavillion (Alan Davidson Facility)
T	
11	Temporary Food Premises
15	Temporary Footpath Crossings
18	Temporary Promotions by Pamphlets etc
15	Temporary Works
18	Temporary Road Closure
45	Tennis Courts
61	Transfer Notice Register
14	Tree Inspections
33	Tote Building - Hire
Appendix 1	Town Hall House - Venue Hire
49	Turruwul Park - Hire
46	Turruwul Park - Court Hire
U	
36	Ultimo Community Centre
17	Use of Public Way
V	
56	Vacation Care
61	Valuation Book - Information
16	Verandahs & Balconies - Licence for Airspace above Footpaths
43	Victoria Park Pool
6	Voluntary Planning Agreements
W	
15	Waste Containers on the Public Way
49	Waterloo Oval - Hire
47	Weddings in Parks
49	Wentworth Park Oval
15	Works Zones
Y	
59	Youth Services

City of Sydney Draft Fees and Charges 2016/17

Service Description	Pricing Code	Unit of Measure	Fee \$	GST
PLANNING ASSESSMENTS				
<i>Note: If two or more fees are payable, the fee is a total of those fees</i>				
▶▶ DEVELOPMENT APPLICATIONS				
▶ Scale Fee - based on Estimated Cost of Work				
<u>Up to \$5,000</u>				
Fee	Legislative	per application	110.00	0%
<u>\$5,001 - \$50,000</u>				
Fee	Legislative	per application	170.00	0%
Additional Charge	Legislative	per \$1K	3.00	0%
<u>\$50,001 - \$250,000</u>				
Fee	Legislative	per application	320.00	0%
PlanFirst Fee	Legislative	per application	32.00	0%
Additional Charge Over \$50k	Legislative	per \$1K	3.00	0%
Additional Charge over \$50k - PlanFirst	Legislative	per \$1K	0.64	0%
<u>\$250,001 - \$500,000</u>				
Fee	Legislative	per application	1,000.00	0%
PlanFirst Fee	Legislative	per application	160.00	0%
Additional Charge Over \$250k	Legislative	per \$1K	1.70	0%
Additional Charge over \$250k - PlanFirst	Legislative	per \$1K	0.64	0%
<u>\$500,001 - \$1,000,000</u>				
Fee	Legislative	per application	1,425.00	0%
PlanFirst Fee	Legislative	per application	320.00	0%
Additional Charge over \$500k	Legislative	per \$1K	1.00	0%
Additional Charge over \$500k - PlanFirst	Legislative	per \$1K	0.64	0%
<u>\$1,000,001 - \$10,000,000</u>				
Fee	Legislative	per application	1,975.00	0%
PlanFirst Fee	Legislative	per application	640.00	0%
Additional Charge Over \$1m	Legislative	per \$1K	0.80	0%
Additional Charge over \$1m - PlanFirst	Legislative	per \$1K	0.64	0%
<u>More than \$10,000,000</u>				
Fee	Legislative	per application	9,475.00	0%
PlanFirst Fee	Legislative	per application	6,400.00	0%
Additional Charge Over \$10m	Legislative	per \$1K	0.55	0%
Additional Charge over \$10m - PlanFirst	Legislative	per \$1K	0.64	0%
▶ ASIC Search				
<i>Where carried out by City staff</i>				
Current Company Extract	Full Cost	per search	14.00	10%
Current & Historical Company Extract	Full Cost	per search	24.00	10%
▶▶ DEVELOPMENT APPLICATIONS - EXCEPTIONS				
▶ (a) Application that involves the erection of dwelling - house with an estimated cost of construction of \$100,000 or less				
<i>Note: Fee must not exceed DA Scale Fee</i>				
<u>Fee</u>				
Fee	Legislative	per application	391.00	0%
<u>Plan First Fee</u>				
Applications Under \$50,000	Legislative	per \$1K	-	0%
Applications Over \$50k	Legislative	per \$1K	0.64	0%
▶ (b) Application exclusively for sustainable installations less than \$2Million. (Eg: Rainwater tanks, solar panels, greywater treatment systems)				
Fee - Council Fees Waived	Zero	per application	-	0%
Plan First Fee based on cost of works as per regular scale of DA fees above	Partial Cost	Fee	Fee	0%
▶ (c) Development for the Purpose of One or More Advertisements				
<i>Use the greater of the DA Scale Fee or the fee below:</i>				
Fee	Legislative	per application	285.00	0%
Additional fee in excess of one advertisement	Legislative	per advertisement	93.00	0%
▶ (d) Change of Use (No building work)				
Fee	Legislative	per application	285.00	0%
▶ (e) Designated Development				
<i>(Same as DA scale fee above plus Additional Fee)</i>				
Additional Fee	Legislative	per application	920.00	0%

ATTACHMENT A

Service Description	Pricing Code	Unit of Measure	Fee \$	GST
PLANNING ASSESSMENTS				
▶▶ DEVELOPMENT APPLICATIONS - EXCEPTIONS				
▶ (f) Site Specific DCP's				
Base Application Fee	Partial Cost	per application	13,040.00	0%
Review	Partial Cost	per hr or part	195.00	0%
▶ (g) Subdivision of Land				
<i>Note: if two or more fees are payable, the fee is a total of those fees</i>				
<u>Land Subdivision</u>				
Base Fee	Legislative	per application	330.00	0%
Additional Charge	Legislative	per new lot	53.00	0%
<u>Strata Subdivision</u>				
Base Fee	Legislative	per application	330.00	0%
Additional Charge	Legislative	per new lot	65.00	0%
▶ DA Related Professional Advice, Research & Analysis				
Consultation - per Council Officer	Full Cost	per hr or part	215.00	10%
▶▶ REQUEST FOR REVIEW OF DETERMINATION UNDER SECTION 82A(3) OF EP&A Act				
▶ (a) Application - Change of use (not involving the erection of a building, the carrying out of work or the demolition of a work or building)				
Fee	Legislative	per application	142.00	0%
▶ (b) Application that involves the erection of dwelling-house with an estimated cost of construction of \$100,000 or less				
Fee	Legislative	per application	190.00	0%
▶ (c) Any other application				
<i>Estimated Cost:</i>				
<u>Up to \$5,000</u>				
Fee	Legislative	per application	55.00	0%
<u>\$5,001 to \$250,000</u>				
Fee	Legislative	per application	85.00	0%
Additional Fee of the estimated cost	Legislative	per \$1K or part	1.50	0%
<u>\$250,001 to \$500,000</u>				
Fee	Legislative	per application	500.00	0%
Additional Fee by which the estimated cost exceeds \$250,000	Legislative	per \$1K or part	0.85	0%
<u>\$500,001 to \$1,000,000</u>				
Fee	Legislative	per application	712.00	0%
Additional Fee by which the estimated cost exceeds \$500,000	Legislative	per \$1K or part	0.50	0%
<u>\$1,000,001 to \$10,000,000</u>				
Fee	Legislative	per application	987.00	0%
Additional Fee by which the estimated cost exceeds \$1,000,000	Legislative	per \$1K or part	0.40	0%
<u>More than \$10,000,000</u>				
Fee	Legislative	per application	4,737.00	0%
Additional Fee by which the estimated cost exceeds \$10,000,000	Legislative	per \$1K or part	0.27	0%
▶ Request for Review of Decision to Reject a Development Application under Section 82B of the EP&A Act				
(a) If the estimated cost of the development is less than \$100,000	Legislative	per application	55.00	0%
(b) If the estimated cost of the development is \$100,000 or more and less than or equal to \$1,000,000	Legislative	per application	150.00	0%
(c) If the estimated cost of the development is more than \$1,000,000	Legislative	per application	250.00	0%
▶ Request for Review of Modification Application under Section 96AB of the EP&A Act				
50% of the fee that was payable in respect of the application that is the subject of review	Legislative	per application	Fee	0%
▶ Additional Fee where the application is required to be Notified or Advertised under an environmental planning instrument or a development control plan for applications made under s82A, s82B or s96AB of EP&A Act				
(a) application that involves the erection of dwelling-house with an estimated cost of construction of \$100,000 or less, and application for outdoor dining	Legislative	per application	110.00	0%
(b) all other applications required to be Notified only	Legislative	per application	535.00	0%
(c) all other applications to be Notified and Advertised	Legislative	per application	620.00	0%
▶▶ MODIFICATION OF DA - Section 96(1)				
▶ s96(1) - (Minor error, Misdescription or Miscalculation)				
Fee - (no fee charged if agreed Council error)	Legislative	per application	71.00	0%
▶ S96(1A) & S96AA(1) - (Minor Environmental Impact)				
Fee = 50% of original DA application fee up to maximum fee	Legislative	per application	Fee	0%
Maximum Fee	Legislative	per application	645.00	0%

ATTACHMENT A

Service Description	Pricing Code	Unit of Measure	Fee \$	GST
PLANNING ASSESSMENTS				
▶▶ MODIFICATION OF DA - Section 96(2) & s96AA(1)				
<i>Note: Fees for section 96 modifications are based on the original Application for which consent was given</i>				
▶ (a) Application - Original Scale Fee less than \$100 Fee = 50% of Original Application Fee	Legislative	per application	Fee	0%
▶ (b) Application - Change of use (no building works) Fee = 50% of Original Application Fee	Legislative	per application	142.00	0%
▶ (c) Where application involves erection of a dwelling house under \$100,000 Fee	Legislative	per application	190.00	0%
▶ (d) All Other Cases <i>Estimated Cost:</i>				
<u>Up to \$5,000</u> Fee	Legislative	per application	55.00	0%
<u>\$5,001 to \$250,000</u> Fee	Legislative	per application	85.00	0%
Additional Fee of the estimated cost	Legislative	per \$1K or part	1.50	0%
<u>\$250,001 to \$500,000</u> Fee	Legislative	per application	500.00	0%
Additional Fee of the estimated cost exceeds \$250,000	Legislative	per \$1K or part	0.85	0%
<u>\$500,001 to \$1,000,000</u> Fee	Legislative	per application	712.00	0%
Additional Fee of the estimated cost exceeds \$500,000	Legislative	per \$1K or part	0.50	0%
<u>\$1,000,001 to \$10,000,000</u> Fee	Legislative	per application	987.00	0%
Additional Fee of the estimated cost exceeds \$1,000,000	Legislative	per \$1K or part	0.40	0%
<u>More than \$10,000,000</u> Fee	Legislative	per application	4,737.00	0%
Additional Fee of the estimated cost exceeds \$10,000,000	Legislative	per \$1K or part	0.27	0%
▶ Additional Fee where the application is required to be Notified or Advertised under an environmental planning instrument or a development control plan for applications made under s96(2) or 96AA(1) of EP&A Act				
(a) Application that involves the erection of dwelling-house with an estimated cost of construction of \$100,000 or less, and application for outdoor dining	Legislative	per application	110.00	0%
(b) all other applications required to be notified only	Legislative	per application	535.00	0%
(c) all other applications to be Notified and Advertised	Legislative	per application	665.00	0%
▶▶ EXTENSION OF EXPIRING CONSENTS - (EP&A Act s95A)				
▶ Family Residential House Fee	Full Cost	per application	60.00	0%
▶ Other than Single Family Residential Home Fee	Full Cost	per hour	180.00	0%
▶▶ DEVELOPMENT PLANS & STAGED DEVELOPMENT APPLICATIONS				
▶ Development Plan/Stage 1 Development Application - 60% of DA Fee Fee	Legislative	per application	Fee	0%
▶ Applications Resulting from Approved Stage 1 DA or Development Plan Fee = 40% of DA fee	Legislative	per application	Fee	0%
The total combined fees payable for staged development applications must equal the fee payable as if a single application was required.				
▶▶ INTEGRATED DEVELOPMENT OR DEVELOPMENT REQUIRING CONCURRENCE UNDER THE ACT				
<i>N.B. A Development can be integrated as well as Required Concurrence</i>				
▶ Fee to Concurrence Authority Fee	Legislative	per authority	320.00	0%
▶ Additional Fee to Council Fee	Legislative	per application	140.00	0%
▶ Additional Fee for Each Approved Body Fee	Legislative	per application	320.00	0%

ATTACHMENT A

Service Description	Pricing Code	Unit of Measure	Fee \$	GST
PLANNING ASSESSMENTS				
ADVERTISING/NOTIFICATION FEES FOR DEVELOPMENT				
▶ APPLICATIONS & RE-NOTIFICATION OF AMENDED DEVELOPMENT APPLICATIONS				
▶ Notification Fee				
(a) Application that involves the erection of dwelling - house with an estimated cost of construction \$100 000 or less	Partial Cost	per application	110.00	0%
(b) All other cases	Partial Cost	per application	535.00	0%
(c) Application for Outdoor Dining	Partial Cost	per application	110.00	0%
▶ Designated Development				
Fee	Legislative	per application	2,220.00	0%
▶ Required Advertising Under Planning Instrument or Development Control Plan				
Required Sydney Morning Herald Advertising Under Planning Instrument or Development Control Plan (28 Day)	Legislative	per application	1,105.00	0%
Required Local Paper Advertising Under Planning Instrument or Development Control Plan (21 Day)	Legislative	per application	830.00	0%
▶ Advertising of Integrated Development				
Fee	Legislative	per application	1,105.00	0%
▶ Advertising of Development Plan/Stage 1 DA				
Fee	Legislative	per application	1,105.00	0%
▶ Advertising of Planning Agreement				
Fee	Legislative	per application	1,105.00	0%
▶ Advertising of Voluntary Planning Agreement				
Fee	Legislative	per application	1,105.00	0%
▶ AMENDED PLANS - MODIFICATION TO APPLICATION PRIOR TO DETERMINATION				
Minor Amendment 25% of the original DA fee	Partial Cost	per application	Fee	0%
Major Amendment 50% of the original DA fee	Partial Cost	per application	Fee	0%
▶ DEVELOPMENT APPLICATION EXEMPTION				
▶ Heritage Works				
Works to Single Dwelling	Partial Cost	per application	110.00	0%
Other	Partial Cost	per application	250.00	0%
▶ STRATA TITLE SUBDIVISION (Strata Schemes Acts)				
▶ Application Fee				
<i>plus additional fee</i>				
Fee	Market	per application	550.00	0%
▶ Additional Fee per Lot				
1 - 10 Lots	Market	per lot	550.00	0%
11 - 50 Lots (Fee per lot Plus total fee for 10 lots)	Market	per lot	390.00	0%
More Than 50 Lots (Fee per lot Plus total fee for 50 lots)	Market	per lot	190.00	0%
▶ Certificate of conversion				
Fee	Market	per application	450.00	10%
▶ Termination of Strata Scheme				
Fee	Market	per application	685.00	10%
▶ Re-execution of Strata Plan				
Fee - Minimum Fee (five sheets) \$340.00	Market	per sheet	67.00	0%
▶ Privately Certified Subdivision				
Section 88B Instrument Approval	Market	per application	335.00	0%
▶ LAND SUBDIVISION CERTIFICATE (EP&A Act)				
▶ Land Subdivision - Road Dedication to Council Only				
Fee	Zero	per application	-	0%
▶ Land Subdivision - other				
Application Fee plus additional fee	Market	per application	550.00	0%
<u>Additional Fee</u>				
For each new lot - waived for minor boundary adjustments between single dwellings	Market	per lot	550.00	0%
▶ Re-execution of Subdivision Plan				
Fee - Minimum Fee (five sheets) \$340.00	Market	per sheet	67.00	0%
▶ DEVELOPMENT LEVIES				
▶ As per Relevant Policies - eg S94 Plans and S61 Plan				
Fee	Full Cost	Per Plan	Fee	0%
▶ CERTIFICATES UNDER SECTION 88G OF CONVEYANCING ACT				
▶ S88G Certificate				
Fee	Legislative	per certificate	10.00	0%
▶ S88G Certificate requiring inspection				
Fee	Legislative	per certificate	35.00	0%

ATTACHMENT A

Service Description	Pricing Code	Unit of Measure	Fee \$	GST
PLANNING ASSESSMENTS				
▶▶ DEVELOPMENT APPLICATION CONSENTS / PLANS				
▶ Viewing				
Fee	Zero	per consent	-	0%
▶ Photocopying				
A4 Size	Full Cost	per page	2.00	0%
▶ Copies of Plans				
A0 size	Full Cost	per page	17.00	0%
A1 size	Full Cost	per page	17.00	0%
A2 size	Full Cost	per page	17.00	0%
A3 size	Full Cost	per page	3.00	0%
A4 size	Full Cost	per page	2.00	0%
▶▶ DEVELOPMENT APPLICATION REGISTER - Under E.P.&A Act, 1979 (s264)				
▶ Viewing				
Fee	Zero	per viewing	-	0%
▶▶ DEVELOPMENT APPLICATION 3D CAD MODELLING FEES				
▶ Development Applications Requiring 3D Models				
Initial data extraction	Partial Cost	per application	660.00	0%
▶ 3D development application				
Lodgement Fee	Partial Cost	per application	450.00	0%
▶ Resubmission of a 3D file				
Amendment Fee	Partial Cost	per application	450.00	0%
▶ Access to City Model for Commercial Photography				
Fee	Full Cost	per hr or part thereof	110.00	0%
Notes:				
1. The development application 3D data extraction fee is paid once only. This is to cover data extraction time and supply of a specified section of the model and any file translation necessary.				
2. The development application lodgement fee is paid once only. This is to cover manipulation of the proposed development application file within the model and presentation of the contextual model, overlaying of DCP requirements etc.				
3. The amendment fee is paid every time significant changes are made to the building envelope, which require resubmission of a 3D file.				
▶▶ APPLICATION FOR FOOTWAY USAGE (OUTDOOR DINING)				
▶ Assessment for Footway Usage				
Fee	Partial Cost	per application	260.00	0%
▶ Notification for Footway Usage				
Fee	Partial Cost	per application	100.00	0%
▶ Extension of an existing approved Footway Usage Area, for a trial period (up to 12 months) by Resolution of Council				
Planning Assessment, Notification, Footway Usage Rental (for extended area only) and Administration fees	Zero	per application	-	0%
PLANNING SUPPORT				
▶▶ DEVELOPMENT APPLICATION PLANS ON EXHIBITION - for the purpose of notification process				
▶ Scanning DA Plans and Associated Documentation				
DA's with the cost of works less than \$100,000 (max charge \$65.00)	Full Cost	per A4 page	3.00	0%
▶ Electronic Copying of DA Plans and Associated Documentation on Exhibition				
Fee	Full Cost	per CD	7.00	0%
▶▶ CERTIFICATE FEES				
▶ Section 149(2) - EP&A Act				
Fee	Legislative	per certificate	53.00	0%
▶ Section 149(2), and (5) - EP&A Act				
Fee	Legislative	per certificate	80.00	0%
▶ Additional Fee for 24 hr Production <i>available through Town Hall House only</i>				
Fee	Full Cost	per certificate	151.00	0%
▶ Copy of S149 Certificate				
Fee	Legislative	per certificate	21.00	0%
▶ Section 121ZP - EP&A Act - Certificate as to orders (s735A - LGA Act)				
Fee	Partial Cost	per certificate	133.00	0%

ATTACHMENT A

Service Description	Pricing Code	Unit of Measure	Fee \$	GST
PLANNING SUPPORT				
▶▶ DEVELOPMENT APPLICATIONS & CONSTRUCTION CERTIFICATES REGISTERS				
▶ Hardcopy/Printout				
Current Year - fortnightly issue	Full Cost	per issue	31.00	0%
Current Year - monthly issue	Full Cost	per issue	62.00	0%
Current Year - 26 fortnightly issues (annual subscription)	Full Cost	annual	443.00	0%
Previous Year - 1 whole year	Full Cost	per issue	495.00	0%
Prior Years - Number of Years (per year)	Full Cost	per year	315.00	0%
▶ Floppy Disk				
Current Year - 26 fortnightly issues	Full Cost	per issue	416.00	0%
Previous Year - 1 whole year	Full Cost	per issue	490.00	0%
Prior Years - Number of Years (per year)	Full Cost	per year	299.00	0%
▶ Email delivery				
Current Year - fortnightly issue	Full Cost	per issue	24.00	0%
Current Year - monthly issue	Full Cost	per issue	17.00	0%
Current Year - 26 fortnightly issues (annual subscription)	Full Cost	annual	21.00	0%
Previous Year - 1 whole year	Full Cost	per issue	13.00	0%
Prior Years - Number of Years (per year)	Full Cost	per year	13.00	0%
PLANNING AGREEMENTS				
▶▶ VOLUNTARY PLANNING AGREEMENTS				
▶ Advertising Costs				
Advertising of Explanatory Note and draft Planning Agreement or Deed of Variation of Planning Agreement	Partial Cost	per agreement	552.50	0%
▶ Administration Costs Reimbursement				
Reimbursement of costs associated with the preparation and execution of a Planning Agreement	Partial Cost	per agreement	800.00	0%
Reimbursement of costs associated with the preparation and execution of a Deed of Variation of a Planning Agreement	Partial Cost	per agreement	400.00	0%
CITY PLAN DEVELOPMENT				
▶▶ HERITAGE FLOOR SPACE DATA				
▶ Registration of HFS - (including final inspection)				
Fee	Full Cost	per transaction	700.00	0%
▶ Transaction - (change of owner/sale)				
Fee	Full Cost	per transaction	420.00	0%
▶▶ LEP AMENDMENTS (Including supporting DCP amendment)				
▶ Lodgement Fee				
Fee	Full Cost	per application	10,500.00	0%
▶ Major Application				
<i>(May be charged in stages)</i>				
Fee	Full Cost	each	127,272.00	0%
▶ Minor Application				
Fee	Full Cost	each	6,350.00	0%
▶▶ PLANNING CONTROLS				
▶ Reports, Studies and Reviews				
Miscellaneous Reports, Studies and Reviews	Partial Cost	each	34.00	0%
▶ Sydney LEP & DCP				
<i>Sydney LEP and Sydney DCP 2012 documents are available for sale to ratepayers at a 50% discount</i>				
Sydney LEP 2012	Full Cost	each	205.00	0%
Sydney DCP 2012	Full Cost	each	380.00	0%
Both Sydney LEP 2012 and Sydney DCP 2012	Full Cost	each	540.00	0%
Sydney LEP 2012 (without maps)	Full Cost	each	43.00	0%
Sydney DCP 2012 (without maps)	Full Cost	each	215.00	0%
Sydney LEP 2012 or Sydney DCP 2012 - A3 Maps	Full Cost	per map	164.00	0%
▶ All Other LEPs (text), Draft LEPs, DCPs, Misc Planning Codes, Policies etc.				
Fee	Market	each	34.00	0%
▶▶ PUBLICATIONS AND INFORMATION				
▶ Certified Copy of Document				
Map or Plan (s.150 (2) E.P&A Act)	Legislative	each	57.00	0%
▶ Individual Colour Zoning or Other Maps				
A3 size (On Application)	Market	per map	21.50	0%
A1 size (On Application)	Market	per map	42.00	0%

ATTACHMENT A

Service Description	Pricing Code	Unit of Measure	Fee \$	GST
CITY PLAN DEVELOPMENT				
▶▶ POLICY DOCUMENTS				
▶ City of Sydney Development Contributions Plan 2006				
Fee	Full Cost	each	31.00	0%
▶ Other Contributions Plans				
Fee	Full Cost	each	31.00	0%
ECONOMIC DEVELOPMENT				
▶▶ ECONOMIC DEVELOPMENT				
▶ Data Requests (Information from existing databases)				
Viewing	Zero	per page	-	0%
Photocopying - A4 copies	Market	per page	2.00	0%
▶ City of Sydney Floor Space and Employment Census				
Summary (printout)	Partial Cost	each	65.00	0%
Summary (Discount rate for residents, pensioners and students)	Partial Cost	each	33.00	0%
Standard Reports	Partial Cost	each	27.00	0%
Standard Reports (Discount rate for residents, pensioners and students)	Partial Cost	each	14.00	0%
▶ Customised Reports				
Customised Reports (per hour of preparation time)	Market	per hour	190.00	0%
Customised Reports (Discount rate for residents, pensioners and students)	Market	per hour	63.00	0%
1,001 to 2,000 records (5 Fields), cumulative; per organisation per financial year	Market	per record	6.00	0%
<u>>2,000 records but not >12,000 records (5 Fields)</u>				
Fee plus	Market	per application	11,255.00	0%
Per Record over 2,000 records up to 12,000 records	Market	per record	2.35	0%
<u>>12,000 records (5 Fields)</u>				
Fee plus	Market	per application	35,095.00	0%
Per Record over 12,000 records	Market	per record	0.50	0%
Data Mapping	Market	each	57.00	0%
BUILDING				
▶▶ BUILDING CERTIFICATES - EP&A Act 1979				
<i>Note: Includes initial inspection</i>				
▶ s149A - Class I and X Buildings				
Fee	Legislative	per dwelling	250.00	0%
Additional Inspection Fee (capped at 1 inspection fee)	Legislative	per application	90.00	0%
▶ s149A - Other Classes				
Less than 200 m2 floor area	Legislative	per application	250.00	0%
Additional Inspection Fee (capped at 1 inspection fee)	Legislative	per application	90.00	0%
<u>Greater than 200 m2 up to 2,000 m2 floor area</u>				
Fee	Legislative	per application	250.00	0%
Additional charge over 200 m2	Legislative	per m2	0.50	0%
Additional Inspection Fee (capped at 1 inspection fee)	Legislative	per application	90.00	0%
<u>Greater than 2,000 m2 floor area</u>				
Fee	Legislative	per application	1,165.00	0%
Additional charge over 2,000 m2	Legislative	per m2	0.08	0%
Additional Inspection Fee (capped at 1 inspection fee)	Legislative	per application	90.00	0%
▶ Part of Building Only				
With external wall only involving more than 1 Building inspection	Legislative	per application	250.00	0%
Additional Inspection Fee (capped at 1 inspection fee)	Legislative	per application	90.00	0%
▶ Where Building Certificate Application involves Unauthorised Works (Not exceeding application fee for a DA and CC)				
<i>Note: The applicable Development Application fees and/or Construction Certificate fees are payable for unauthorised works. (Refer to the relevant fee within the schedule of fees and charges)</i>				
Construction Certificate Fee (Refer to the schedule of fees and charges for Construction Certificate Applications)	Market	per application	Fee + GST	10%
Development Application Fee (Refer to the schedule of fees and charges for Development Applications)	Legislative	per application	Fee	0%

ATTACHMENT A

Service Description	Pricing Code	Unit of Measure	Fee \$	GST
BUILDING				
▶▶ CONSTRUCTION CERTIFICATE OR COMPLYING DEVELOPMENT CERTIFICATE UNDER EP&A ACT				
▶ Class 1a & 1b Residential Buildings				
<u>Cost of Work</u>				
Up to \$5,000	Market	per application	381.00	10%
Greater than \$5,000 up to \$10,000	Market	per application	449.00	10%
Greater than \$10,000 up to \$100,000	Market	per application	606.00	10%
Greater than \$100,000 up to \$250,000	Market	per application	1,067.00	10%
<u>Exceeding \$250,000</u>				
Base Fee plus	Market	per application	1,067.00	10%
Additional fee for amt > \$250,000	Market	per 1K	2.19	10%
▶ Class 2-9 Buildings and Subdivision Works				
<u>Cost of Work</u>				
Up to \$10,000	Market	per application	606.00	10%
<u>\$10,001 - \$100,000</u>				
Fee	Market	per application	606.00	10%
Additional charge over \$10K	Market	per 1K	5.15	10%
<u>\$100,001 - \$500,000</u>				
Fee	Market	per application	1,082.00	10%
Additional charge over \$100K	Market	per 1K	2.92	10%
<u>\$500,001 - \$1,000,000</u>				
Fee	Market	per application	2,302.00	10%
Additional charge over \$500K	Market	per 1K	2.18	10%
<u>Exceeding \$1,000,000</u>				
Fee	Market	per application	3,408.00	10%
Additional charge over \$1M	Market	per 1K	1.52	10%
▶ Construction Certificates with Alternative Fire Engineered Solution Assessment in Excess of 3 Hours				
Fee	Market	per hour	211.00	10%
▶ Assessment of Unauthorised Works outside scope of DA & CC				
Fee	Market	per hour	211.00	0%
▶ Class 10a & 10b Buildings				
<u>Cost of Work</u>				
Up to \$10,000	Market	per application	386.00	10%
\$10,001 - \$100,000	Market	per application	454.00	10%
Exceeding \$100,000	Market	per application	606.00	10%
▶ Construction Certificate or Complying Development Certificate - Sustainable Installations				
<i>Applications exclusively for sustainable installations less than \$2 million. (Eg: Rainwater tanks, solar panels, greywater treatment systems)</i>				
Fee (Council Fees Waived)	Zero	per application	-	0%
▶ Consultancy Services				
BCA Reports Consultancy Fee - Review Prior to DA Submission/BCA Upgrade Reports for works greater than 500m2	Market	per hour	211.00	10%
Other Building Related Consultancies	Market	per inspection	323.00	10%
▶▶ AMENDMENT TO CONSTRUCTION CERTIFICATE OR COMPLYING DEVELOPMENT CERTIFICATE under EP&A ACT				
▶ Where Additional Cost of Amended Works can be Established				
<u>Up to \$10,000</u>				
Fee	Market	per application	347.00	10%
<u>\$10,001 - \$100,000</u>				
Fee	Market	per application	347.00	10%
Additional charge over \$10K	Market	per 1K	5.15	10%
<u>\$100,001 - \$500,000</u>				
Fee	Market	per application	819.00	10%
Additional charge over \$100K	Market	per 1K	2.98	10%
<u>\$500,001 - \$1,000,000</u>				
Fee	Market	per application	2,027.00	10%
Additional charge over \$500K	Market	per 1K	2.18	10%
<u>Exceeding \$1,000,000</u>				
Fee	Market	per application	3,145.00	10%
Additional charge over \$1M	Market	per 1K	1.52	10%
▶ Where Additional Cost of Amended Works Cannot be Established				
Fee plus	Market	per application	347.00	10%
Assessment in excess of 2 hours	Market	per hour	211.00	10%

ATTACHMENT A

Service Description	Pricing Code	Unit of Measure	Fee \$	GST
BUILDING				
▶▶ ADVERTISING/NOTIFICATION FEES FOR COMPLYING DEVELOPMENT APPLICATIONS				
▶ Notification Fee (Clause 130AB Complying Development & Fire Safety Regulation)				
Application that involves a new dwelling or an addition to an existing dwelling on land in a residential zone	Market	per application	265.00	10%
▶▶ INSPECTION FEES FOR COUNCIL ACTING AS PRINCIPAL CERTIFYING AUTHORITY - EP&A Act <i>(Includes Issue of Occupation Certificate)</i>				
▶ Where Construction Certificate/Complying Development Certificate issued by Council				
<u>Inspection fees</u>				
Residential Dwellings (Class 1a & 1b)	Market	per inspection	223.00	10%
Mandatory Inspection prior to issuing of CC or CDC (Existing Buildings Class 1a & 1b)	Market	per inspection	223.00	10%
Class 10 & 10b Buildings & Signs	Market	per inspection	223.00	10%
Class 2-9 Buildings	Market	per inspection	329.00	10%
Class 5 & 6 Inspections - Food Shops	Market	per inspection	329.00	10%
Mandatory Inspection prior to issuing of CC or CDC (Existing Buildings Class 2-9)	Market	per inspection	329.00	10%
▶ Final Inspection Development Consent where no CC or CDC has been issued				
Assessment Fee - Review DA File	Market	per hour	193.00	0%
Residential Dwellings (Class 1a & 1b)	Market	per inspection	223.00	10%
Class 2-9 Buildings	Market	per inspection	329.00	10%
▶ Premium Inspection Fee				
Over and above the Mandatory Requirements	Market	per inspection	329.00	10%
Inspection of Unauthorised Works outside scope of DA & CC (Classes 1 & 10)	Market	per inspection	223.00	10%
Inspection of Unauthorised Works outside scope of DA & CC (Class 2 - 9)	Market	per inspection	329.00	10%
▶ Re-Inspection due to work incomplete				
Fee	Market	per inspection	329.00	10%
▶ Multiple Unit Inspection Fee (in addition to critical stage inspections)				
6 items or more	Full Cost	Per item	57.50	10%
Less than 6 items	Full Cost	Per hr or part there of	329.00	10%
▶ Where Construction Certificate /Complying Development Certificate issued by Private Accredited Certifier				
<u>Review of Construction Certificate</u>				
Fee	Market	per hour	193.00	0%
<u>Inspection Fees</u>				
Residential Dwellings - Class 1a & 1b	Market	per inspection	302.00	10%
Residential Dwellings - Class 10 & 10b Buildings & Signs	Market	per inspection	302.00	10%
Class 2-9 Buildings	Market	per inspection	360.00	10%
▶▶ REGISTRATION OF PRIVATELY CERTIFIED CONSTRUCTION / COMPLYING DEVELOPMENT / OCCUPATION CERTIFICATES				
▶ Registration Fee				
Fee	Legislative	per certificate	36.00	0%
▶▶ AMENDMENTS TO APPROVALS ISSUED UNDER S68 LGA 1993				
▶ Where additional cost of amended works can be established:				
<u>Additional Cost of Work</u>				
Not exceeding \$10,000	Market	per application	321.00	0%
<u>>\$10,000 but not >100,000</u>				
Fee plus	Market	per application	321.00	0%
In excess of \$10,000	Market	per application	0.50 %	0%
<u>>\$100,000 but not >\$500,000</u>				
Fee plus	Market	per application	780.00	0%
In excess of \$100,000	Market	per application	0.28 %	0%
<u>>\$500,000 but not >\$1,000,000</u>				
Fee plus	Market	per application	1,936.00	0%
In excess of \$500,000	Market	per application	0.21 %	0%
<u>Exceeding \$1,000,000</u>				
Fee plus	Market	per application	3,015.00	0%
In excess of \$1,000,000	Market	per application	0.169 %	0%
▶ Where additional cost of amended works can be established:				
Fee plus	Market	per assessment	321.00	0%
Where assessment exceeds 2 hours	Market	per hour	321.00	0%

ATTACHMENT A

Service Description	Pricing Code	Unit of Measure	Fee \$	GST
BUILDING				
▶▶ ACTIVITIES REQUIRING APPROVAL OF COUNCIL - S68 LGA 1993				
▶ S68D (1-6) Community Land or Temporary Structures erected on land under the control of Council				
Assessment Fee	Market	per approval	339.00	0%
Inspection Fee (minimal structures 1-3)	Market	per inspection	321.00	0%
Inspection Fee (moderate structures 4-6)	Market	per inspection	635.00	0%
Inspection Fee (multiple structures greater than 6)	Market	per inspection	953.00	0%
▶ S68E (1-2) Public Roads				
Assessment Fee	Market	per application	339.00	0%
Inspection Fee	Market	per inspection	321.00	0%
▶ S68F(5) - Install or Operate Amusement Devices				
<u>Commercial Organisations</u>				
Application Fee up to maximum fee	Market	per amusement device	297.00	0%
Maximum fee	Market	per application	1,011.00	0%
Inspection Fee	Market	per inspection	321.00	0%
<u>Non-Profit Organisations</u>				
Application Fee up to maximum fee	Market	per amusement device	149.00	0%
Maximum fee	Market	per application	354.00	0%
Inspection Fee	Market	per inspection	170.00	0%
▶▶ ACTIVITIES REQUIRING APPROVAL OF COUNCIL - S68 LGA 1993				
▶ S68 LGA - Approval for Installation and On Site Sewer Management Systems				
<u>Infrastructure Cost</u>				
Not exceeding \$10,000	Market	per application	288.00	0%
>\$10,000 but not >\$100,000	Market	per application	401.00	0%
>100,000 but not >\$500,000	Market	per application	748.00	0%
>\$500,000 but not >\$1,000,000	Market	per application	1,780.00	0%
Exceeding \$1,000,000	Market	per application	2,820.00	0%
▶ S68 LGA - Approval to Operate On Site Sewer Management Systems				
<u>Additional Cost of Work</u>				
Not Exceeding \$10,000	Market	per application	230.00	0%
>\$10,000 but not >\$100,000	Market	per application	288.00	0%
>\$100,000 but not >\$500,000	Market	per application	631.00	0%
>\$500,000 but not >\$1,000,000	Market	per application	1,591.00	0%
Exceeding \$1,000,000	Market	per application	2,684.00	0%
▶ S68 LGA - On Site Sewer Management Systems Amended Applications				
Infrastructure Cost <\$100,000 (Minor Amendment)	Market	per application	115.00	0%
Infrastructure Cost <\$100,000 (Major Amendment)	Market	per application	287.00	0%
Infrastructure Cost >\$100,000 but not >\$500,000 (Minor Amendment)	Market	per application	172.00	0%
Infrastructure Cost >\$100,000 but not >\$500,000 (Major Amendment)	Market	per application	345.00	0%
Infrastructure Cost >\$500,000 but not >\$1,000,000 (Minor Amendment)	Market	per application	287.00	0%
Infrastructure Cost >\$500,000 but not >\$1,000,000 (Major Amendment)	Market	per application	401.00	0%
Infrastructure Cost >\$1,000,000 (Minor Amendment)	Market	per application	401.00	0%
Infrastructure Cost >\$1,000,000 (Major Amendment)	Market	per application	522.00	0%
Inspection Fee (fee for service)	Market	per hour	100.00	0%
▶▶ COMPLIANCE COSTS - MONITORING OF ORDER AND COMPLIANCE				
▶ Compliance Costs associated with the monitoring and/or compliance of an EP&A Act Order				
Compliance Cost Notices 121CA EP&A Act	Legislative	per officer per hourly rate	Fee	0%
Compliance Cost Notices S104 Protection of the Environment Operations Act 1997	Legislative	per officer per hourly rate	Fee	0%
Monitoring of clean up notice and/or prevention/prohibition notice	Legislative	per officer per hourly rate	Fee	0%
Additional Fees Incurred (cost to council)	Market	per investigation	Fee	0%

ATTACHMENT A

Service Description	Pricing Code	Unit of Measure	Fee \$	GST
BUILDING				
▶▶ OTHER CERTIFICATES				
▶ Swimming Pool Barrier Certificates				
Application for Exemption from barrier (s22 Swimming Pools Act)	Legislative	per certificate	70.00	0%
Swimming Pool Barrier (Initial Inspection)	Legislative	per inspection	150.00	10%
Swimming Pool Barrier (Follow up Inspection)	Legislative	per inspection	100.00	10%
Pool Barrier Inspections - non mandatory	Market	per hour	190.00	10%
Pool Barrier Desk Top Audit - non mandatory	Market	per hour	140.00	10%
▶▶ RECORD SEARCH AND INFORMATION REQUESTS				
▶ Copy of Applications or Certificates				
Viewing	Zero	per page	-	0%
Photocopying - A4 copies	Full Cost	per page	2.00	0%
Photocopying - A3 copies	Full Cost	per page	3.00	0%
Photocopying - A2 copies	Full Cost	per page	17.00	0%
Photocopying - A1 copies	Full Cost	per page	17.00	0%
Photocopying - A0 copies	Full Cost	per page	17.00	0%
▶ Building Certificate				
Copy of existing certificate	Legislative	per document	13.00	0%
▶ Building Application / Construction Certificate Plan Search				
Viewing	Zero	per page	-	0%
Copy Charges - refer Planning Assessments section "Viewing Copying of DA Consents/Plans"				
REGULATORY				
▶▶ INSPECTION FEES				
<i>Note: Minimum Inspection Fee = Half Hour, Additional time charged on a pro-rata basis</i>				
▶ Hairdressing Shops/Beauty Salons/Skin Penetration				
Fee	Partial Cost	per half hour	100.00	0%
▶ Sex Industry Premises				
Fee	Partial Cost	per half hour	100.00	0%
▶ Places of Shared Accommodation				
Fee	Partial Cost	per half hour	100.00	0%
▶ Places of Shared Accommodation - operated by registered charities				
Fee	Zero	per half hour	-	0%
▶ Boarding House Act Inspection				
Fee	Partial Cost	per inspection	100.00	0%
▶ Food Premises				
Inspection Fee (Applies to routine food premises inspections, justified food premises complaints and moderate to high risk mobile food vans)	Partial Cost	per half hour	100.00	0%
Reinspection Fee (after ALL failed inspections - fixed premises)	Partial Cost	per half hour	131.00	0%
▶ Temporary Food Approvals				
Low Risk - 24 months approval (non-potentially hazardous food including whole fruit & vegetables, packaged ice cream and coffee)	Partial Cost	per application	158.00	0%
High Risk - 13 months approval (sale of potentially hazardous food with some exclusions)	Partial Cost	per application	210.00	0%
One Temporary Food Event Only Application	Partial Cost	per application	86.00	0%
Charitable/Not for Profit	Zero	per stall	-	0%
Additional Inspection Fee per Stall	Partial Cost	per stall	50.00	0%
Late Fee - Lodgements < 10 working days prior to event	Partial Cost	per stall	49.00	0%
▶ Sampling of Food Premises for Bacteriological Analysis				
Fee	Partial Cost	per sample	100.00	0%
▶ Swimming/Spa Pools inspection (inspection includes chemical test of water)				
Fee	Partial Cost	per half hour	100.00	0%
▶ Sampling of Pool Water for Bacteriological Analysis				
Fee	Partial Cost	per sample	100.00	0%
▶ Acoustic Performance Tests/Other Specialised Tests				
Fee	Market	per employee/half hour	100.00	0%

ATTACHMENT A

Service Description	Pricing Code	Unit of Measure	Fee \$	GST
REGULATORY				
▶▶ INSPECTION FEES				
▶ Food Administration Fee				
<i>Fee includes one inspection</i>				
5 or less Food Handlers	Legislative	per premises	310.00	0%
more than 5 and up to 50 Food Handlers	Legislative	per premises	615.00	0%
51 or more Food Handlers	Legislative	per premises	1,848.00	0%
▶ Environmental Auditing/Inspection Fee				
Fee	Partial Cost	per half hour	100.00	0%
▶ Water Cooling, Evaporative Cooling and Warm Water Systems				
Sampling Fee	Partial Cost	per sample	100.00	0%
Inspection fee	Partial Cost	per inspection	217.00	0%
▶▶ HEALTH APPROVALS				
▶ Mobile Food Vending Approval Fees				
<u>Food Vans (Category 1)</u>				
Standard (street vending only)	Full Cost	per application per annum	400.00	0%
<u>Food Trucks (Category 2)</u>				
Application Fee (Premium and Standard)	Full Cost	per application per annum	600.00	0%
Premium Type 1 (street vending and all sites)	Full Cost	per approval per annum	15,395.00	0%
Premium Type 2 (street vending & low demand sites only)	Full Cost	per approval per annum	7,915.00	0%
Standard (street vending only)	Full Cost	per approval per annum	3,400.00	0%
Refundable Bond (Premium Type 1 & 2 only)	Security Deposit	per application	2,000.00	0%
▶ Temporary Health Approval (includes hair/beauty, skin penetration)				
<u>Short Term Approval</u>				
Commercial	Full Cost	per stall	108.00	0%
Commercial (Skin Penetration)	Legislative	per stall	100.00	0%
Community	Partial Cost	per stall	25.00	0%
Charitable/Not for Profit	Zero	per stall	-	0%
Additional inspection fee per stall	Partial Cost	per stall	53.50	0%
Late Fee - lodgements < 10 working days prior to event	Partial Cost	per stall	53.50	0%
▶ Accept/Enter Business Details for Food Authority				
Fee	Partial Cost	per registration	50.00	0%
▶▶ PUBLIC HEALTH ACT NOTIFICATIONS				
▶ Skin Penetration Premises				
Fee	Market	per notification	100.00	0%
▶ Water Cooling, Evaporative Cooling and Warm Water Systems				
Fee	Legislative	per notification	100.00	0%
▶ Public Swimming Pools and Spa Pools				
Fee	Legislative	per notification	100.00	0%
▶▶ HEALTH ENFORCEMENT				
▶ Notices or Orders				
Administrative Fee - Part 4 Protection of the Environment Operations Act	Legislative	per document	520.00	0%
Issue Improvement Notices (Food Only)	Legislative	per inspection	330.00	0%
Issue Improvement Notices and Prohibition Orders -Regulated Systems	Legislative	per notice	560.00	0%
Issue Improvement Notices and Prohibition Orders -Swimming Pools, Spa's and Skin Penetration	Legislative	per notice	270.00	0%
Re-Inspection Fee subject to Prohibition Order (minimum charge half hour and maximum charge 2 hours)	Legislative	per hour	250.00	0%
▶▶ SUPPLY OF INFORMATION				
▶ Notices or Orders				
Viewing	Zero	per page	-	0%
Photocopying - A4 size	Full Cost	per page	2.00	0%
▶ Inspection History Data - Current Proprietors Only				
<i>In relation to Food Premises, Hairdressing Shops, Beauty Salons, Premises used for Skin Penetration procedures, Places of Shared accommodation.</i>				
Viewing	Zero	per page	-	0%
Photocopying - A4 size	Full Cost	per page	2.00	0%
▶ Food Hygiene Education Course				
<i>No charge for this course - not accredited trainers</i>				
Fee	Zero	per person	-	10%

ATTACHMENT A

Service Description	Pricing Code	Unit of Measure	Fee \$	GST
REGULATORY				
▶▶ SUPPLY OF INFORMATION				
▶ Fire Safety and Egress Notices				
Viewing	Zero	per page	-	0%
Photocopying - A4 copies	Full Cost	per page	2.00	0%
▶ Enquiry re Fire Safety of Property Requiring Inspection				
Fee	Partial Cost	per application	456.00	10%
▶ Fire Safety - Stay of Penalty Infringement Application (Re Annual Fire Safety Statement)				
Fee	Full Cost	per application	390.00	0%
▶▶ ESSENTIAL SERVICES				
▶ Annual Fire Safety Statement				
Inspection of premises regarding Annual Fire Safety Statement	Partial Cost	per certificate	180.00	10%
Annual Fire Safety Statement Administration fee	Market	per statement	72.00	0%
▶▶ BACKPACKER VEHICLES				
▶ Auction Sales - Abandoned Vehicles				
Auction Sales - Abandoned Vehicles	Partial Cost	per vehicle	325.00	10%
▶▶ IMPOUNDED VEHICLES				
▶ Cost of Release				
Advertisement and removal to impounding yard Plus	Full Cost	per vehicle	334.00	0%
Storage	Full Cost	per day	39.00	0%
▶▶ IMPOUNDED ITEMS				
▶ Removal and Storage				
Fee	Full Cost	per day	27.00	0%
▶▶ IMPOUNDED ANIMALS				
▶ Cost of Release				
As per contract	Full Cost	per animal	Fee	0%
▶▶ BOLLARDS/GATES				
▶ Unlocking to allow access				
Fee	Market	each	27.00	10%
▶▶ CAT TRAP HIRE				
▶ Security Deposit				
Fee	Security Deposit	per hire	93.00	0%
▶ Trap Hire Fees				
Pensioner	Zero	per hire	-	10%
<u>Resident</u>				
1-7 days	Market	per hire	14.00	10%
8 or more days	Market	per day	7.00	10%
▶▶ ANIMAL REGISTRATIONS				
▶ New Animal Registrations (Companion Animals Act, 1998)				
<i>Applies to all dogs and cats born, bought or sold from 1 July, 1999</i>				
<u>Entire Animal (not desexed)</u>				
Fee	Legislative	per animal	192.00	0%
<u>Desexed Animal</u>				
Fee	Legislative	per animal	52.00	0%
50% Discounted Registration Fee - only applies to animals which have been purchased from an eligible pound/shelter	Legislative	per animal	Fee	0%
<u>Recognised breeder</u>				
Fee	Legislative	per animal	52.00	0%
<u>Reduced Fees for Pensioners:</u>				
Entire Animal (not desexed) - First Animal	Zero	per animal	-	0%
Entire Animal (not desexed) - Additional	Partial Cost	per animal	10.00	0%
Desexed Animal - First Animal	Zero	per animal	-	0%
Desexed Animal - Additional	Partial Cost	per animal	5.00	0%
Assistance Animal	Legislative	per animal	-	0%
<u>Non-Resident Pensioners</u>				
Desexed Animal - Legislated Fee applies	Legislative	per animal	21.00	0%
▶ Desexing Fees				
<i>Available to Health Care Card Holders Only</i>				
Subsidised Cat Desexing (male/female)	Partial Cost	per cat	48.00	10%
Subsidised Dog Desexing (male)	Partial Cost	per dog	118.00	10%
Subsidised Dog Desexing (bitch)	Partial Cost	per dog	164.00	10%
▶▶ BUSKING APPROVALS				
▶ Permit Fees				
Annual permit (expiry 12 months from date applied for)	Market	per permit	47.00	0%
Quarterly permit (3 monthly)	Market	per permit	13.00	0%
Special busking permit safety review	Market	per permit	105.00	0%

ATTACHMENT A

Service Description	Pricing Code	Unit of Measure	Fee \$	GST
REGULATORY				
▶ REPLACEMENT PERMITS				
<i>First replacement free</i>				
Replacement permit - 12 month permit	Market	per permit	11.00	0%
Replacement permit - 3 month permit	Market	per permit	6.00	0%
▶ PREMISES NUMBERS				
▶ Application fee for premises numbers other than those assigned				
CBD	Full Cost	per permit	237.00	0%
Non CBD	Full Cost	per permit	166.00	0%
▶ TREE INSPECTIONS - Residential Properties				
▶ Application for tree removal, inspection/approval				
Fee	Partial Cost	per approval	50.00	0%
Review of Determination - application to remove/prune trees	Partial Cost	per application	25.00	0%
▶ STREET TREE PLANTING FOR DEVELOPMENT				
▶ CBD (200 litre with 12 months maintenance & granite/terrabond base)				
Fee	Market	each	2,000.00	0%
▶ Suburbs (100 litre with 12 months maintenance)				
Fee	Market	each	1,000.00	0%
CONSTRUCTION REGULATION				
▶ HOARDINGS AND HOISTING				
▶ Application, Amendment and Approval to extend Lodgement Fee				
Fee	Full Cost	per application	321.00	0%
Inspection Fee (including pre-approval or site establishment inspection fee)	Market	per inspection	321.00	0%
▶ "A" Type Hoardings				
<u>Without Traffic Barrier</u>				
Outside City Centre	Full Cost	lineal mt/week	7.43	0%
City Centre	Full Cost	lineal mt/week	10.00	0%
<u>With Traffic Barrier Along the Kerbline</u>				
Outside City Centre	Full Cost	lineal mt/week	8.71	0%
City Centre	Full Cost	lineal mt/week	12.40	0%
▶ "B" Type Hoardings (including Cantilevered Hoardings)				
<u>Without Sheds</u>				
Outside City Centre	Full Cost	lineal mt/week	10.00	0%
City Centre	Full Cost	lineal mt/week	14.02	0%
<u>With Single Storey Site Sheds or Storage of Materials on Decks</u>				
Outside City Centre	Full Cost	lineal mt/week	13.59	0%
City Centre	Full Cost	lineal mt/week	24.94	0%
<u>With Double Storey Site Sheds</u>				
Outside City Centre	Full Cost	lineal mt/week	24.48	0%
City Centre	Full Cost	lineal mt/week	34.43	0%
▶ Hoarding Occupation Fee				
Zone 1 - Circular Quay, City Centre	Market	per m2/annum	642.00	0%
Zone 1A - Darlinghurst, Woolloomooloo, Sth Sydney East	Market	per m2/annum	313.00	0%
Zone 2 - Pyrmont, Ultimo, Chippendale, King St Newtown, Glebe Pt Rd	Market	per m2/annum	226.00	0%
Zone 3 - Sth Sydney South	Market	per m2/annum	174.00	0%
Zone 4 - Glebe & Forest Lodge	Market	per m2/annum	123.00	0%
Zone 5 - Regent St & Redfern St Redfern	Market	per m2/annum	154.00	0%
Zone 6 - Darlinghurst Rd, William St	Market	per m2/annum	231.00	0%
Zone 6A - Oxford St	Market	per m2/annum	226.00	0%
Zone 7 - Various CBD Laneways	Market	per m2/annum	123.00	0%
▶ Performance Bond for Hoarding on Footway				
<i>Minimum \$10,000 / Maximum \$100,000</i>				
<u>"A" Type Hoardings</u>				
Non-granite paving or Granite paving for minor works only (subject to the installation of protective coverings complying with the City's Hoarding & Scaffolding Guidelines)	Security Deposit	per sq mt of coverage	-	0%
Granite paving (without protective coverings)	Security Deposit	per sq mt of coverage	620.00	0%
<u>"B" Type Hoardings</u>				
Non-granite paving	Security Deposit	per lineal mt	1,235.00	0%
Granite paving	Security Deposit	per sq mt of coverage	620.00	0%
▶ Street Trees Impacted by Erection of Hoardings				
As Valued by THYER - City of Sydney's tree valuation method (Fee range between \$2,000 and \$20,000)	Security Deposit	per tree	Fee	0%

ATTACHMENT A

Service Description	Pricing Code	Unit of Measure	Fee \$	GST
CONSTRUCTION REGULATION				
▶▶ BARRICADES				
▶ Placement on Footway				
Fee	Market	per week or part thereof	87.00	0%
▶ Emergency Barricades and Lights				
Initial attendance (call-out)	Full Cost	each	312.00	0%
Time charge on site	Full Cost	per hour	61.00	0%
▶▶ CRANE OPERATIONS				
▶ Approval to stand and operate a mobile crane, cherry-picker, concrete boom pump, travel tower, boomlift, scissor lift etc				
Usage Fee	Market	per day or part thereof	175.00	0%
▶ Hoisting activity over roadway from site installed devices, cranes, personnel hoist, materials hoist, swinging stage, master climber etc				
Fee	Market	per application	339.00	0%
▶ Crane and Other Road Operations - Involving Temporary Partial Road Closure				
Major road lane closure - per lane	Market	per day or part thereof	1,141.00	0%
Minor road lane closure - per lane	Market	per day or part thereof	570.00	0%
▶▶ TEMPORARY FOOTPATH CROSSINGS				
▶ Standard Footway Crossing or Standard Conduit Ramp				
<i>(in accordance with Council's specification and constructed to Council's satisfaction)</i>				
Fee	Market	per week or part thereof	87.00	0%
▶ Standard Footway Crossing or Standard Conduit Ramp - for purpose of cleaning Grease Traps				
<i>(in accordance with Council's specification and constructed to Council's satisfaction)</i>				
Per week or part thereof	Partial Cost	per approval	76.00	0%
Per month or part thereof	Partial Cost	per approval	140.00	0%
Per year or part thereof	Partial Cost	per approval	539.00	0%
▶▶ TEMPORARY WORKS				
▶ Mobile Scaffolds, concrete line pumps, ladders, abseil/rope access etc				
Fee	Market	per week or part thereof	87.00	0%
▶▶ WASTE CONTAINERS ON THE PUBLIC WAY - Single Residential Dwellings - Section 68 of the LGA				
▶ Confiscation/Storage/Release Fee				
Small licenced bins 2.5m x 1.5m x 1m:	Market	per container	901.00	0%
All other sizes exceeding above dimensions:	Market	per container	1,350.00	0%
▶▶ WORKS ZONES				
▶ Deposit				
Project Valued up to \$100,000	Security Deposit	per frontage	12,500.00	0%
Project Valued over \$100,000	Security Deposit	per frontage	26,000.00	0%
▶ Fees				
Application Fee (non refundable)	Full Cost	per application	1,575.00	0%
Late Application Fee - additional fee if less than 6 weeks notice (non refundable)	Full Cost	per application	1,575.00	0%
▶ Consultant Advice				
Fee	Market	per hour	160.00	0%
▶ Non-Compliance Fees				
<i>Note: Non compliance with conditions may lead to loss of Works Zone, forfeiture of deposit and reapplication fee before consideration of reinstatement</i>				
Call-out inspections for mis-use of Works Zones	Full Cost	per inspection	275.00	0%
Re-Application Fee	Full Cost	per application	2,800.00	0%

ATTACHMENT A

Service Description	Pricing Code	Unit of Measure	Fee \$	GST
CONSTRUCTION REGULATION				
WORKS ZONES				
Core Area Works Zones				
<i>All streets within area bounded by Alfred Street, Macquarie Street then Elizabeth Street to Eddy Avenue, Broadway and Wattle Street, plus Kings Cross.</i>				
Up to 12 hours per day for first 12 months	Full Cost	Per lineal mtr per week	120.00	0%
Up to 12 hours per day after 12 months	Full Cost	Per lineal mtr per week	155.00	0%
Over 12 hours per day for first 12 months	Full Cost	Per lineal mtr per week	155.00	0%
Over 12 hours per day after 12 months	Full Cost	Per lineal mtr per week	180.00	0%
Note - Any fee increase approved by Council shall apply to existing and new Works Zones.				
Standard Works Zones				
<i>(outside Core Area)</i>				
Up to 12 hours per day for first 12 months	Full Cost	Per lineal mtr per week	80.00	0%
Up to 12 hours per day after 12 months	Full Cost	Per lineal mtr per week	105.00	0%
Over 12 hours per day for first 12 months	Full Cost	Per lineal mtr per week	95.00	0%
Over 12 hours per day after 12 months	Full Cost	Per lineal mtr per week	125.00	0%
Parking Meter Space Removal				
Application Fee - parking space occupation/removal (non refundable)	Full Cost	per application	60.00	0%
Removal Fee - Weekdays	Full Cost	per space/day	85.00	0%
Removal Fee - Weekends	Full Cost	per space/day	60.00	0%
PROPERTIES, ROADS AND FOOTWAYS				
FOOTWAY USAGE APPROVALS (including outdoor eateries)				
Rental fee for use of footway areas				
Zone 1 - Circular Quay, City Centre	Market	per m2/annum	640.00	0%
Zone 1A - Darlinghurst, Woolloomooloo & Sth Sydney East	Market	per m2/annum	315.00	0%
Zone 2 - Pyrmont; Ultimo; Chippendale; King St Newtown; Glebe Pt Rd	Market	per m2/annum	225.00	0%
Zone 3 - Sth Sydney South	Market	per m2/annum	175.00	0%
Zone 4 - Glebe & Forest Lodge	Market	per m2/annum	125.00	0%
Zone 5 - Regent St & Redfern St Redfern	Market	per m2/annum	155.00	0%
Zone 6 - Darlinghurst Rd, William St	Market	per m2/annum	230.00	0%
Zone 6A - Oxford St	Market	per m2/annum	225.00	0%
Zone 7 - Various CBD Laneways	Market	per m2/annum	125.00	0%
Zone 8 - Light Rail Zone	Zero	per m2/annum	-	0%
Administration Fee				
Administration Fee	Partial Cost	per application	305.00	0%
Security Deposit				
\$500 or 3mths Licence Fee - whichever is the greater	Security Deposit	per licence	Fee	0%
Rental Fee for Deck Structures				
Deck Structure	Partial Cost	per annum	6,240.00	10%
Extension of an existing approved Footway Usage Area, for a trial period (up to 12 months) by Resolution of Council				
Planning Assessment, Notification, Footway Usage Rental (for extended area only) and Administration fees	Zero	per application	-	0%
LICENCE FOR AIRSPACE ABOVE FOOTPATHS - (Verandahs and Balconies)				
Commercial - main streets				
<i>Set by negotiation based on specifics of application</i>				
Fee	Market	per m2/week	Fee + GST	10%
Commercial - other streets				
<i>Set by negotiation based on specifics of application</i>				
Fee	Market	per m2/week	Fee + GST	10%

ATTACHMENT A

Service Description	Pricing Code	Unit of Measure	Fee \$	GST
PROPERTIES, ROADS AND FOOTWAYS				
▶▶ ROAD CLOSURE AND SALE				
▶ Application Fee				
Fee	Market	per application	7,860.00	0%
▶ Additional Fee				
<i>Application fee may vary based on costs incurred by Council to process application</i>				
Recoverable Fees (Advert, valuation etc)	Market	per application	Fee	0%
▶▶ ROAD LEASING AND STRATUM LEASING FEES (UNDER S.153 AND 149 ROADS ACT)				
▶ Road Leasing Fees				
Rental Charge	Market	per annum	Fee + GST	10%
Application Fee	Market	per application	4,590.00	10%
▶ Stratum Leasing Fees for Airspace above or Tunnel below Roads				
Rental Charge	Market	per annum	Fee + GST	10%
Recoverable Fees (Advert, valuation,etc)	Market	per application	Fee + GST	10%
▶ Renewals				
Application Fee	Partial Cost	per application	2,950.00	10%
▶ Assignment & Sub-lease				
Application Fee	Partial Cost	per application	690.00	10%
▶▶ STREET VENDING CONSENT UNDER SECT. 139 ROADS ACT				
▶ Administration				
Fee	Partial Cost	per application	1,030.00	0%
▶ Rental Charge				
Fee	Market	per annum	Fee	0%
▶ Recoverable Fees (Advert, valuation,etc)				
Fee	Market	per application	Fee	0%
▶▶ SERVICE PIPELINES, CONDUITS AND CABLES LICENCE FEE (Use of Public Way)				
▶ Stormwater pipelines				
Fee	Market	per metre	10.30	0%
▶ Pipelines - Other than stormwater				
Up to 0.1m in diameter and up to 20m in length	Market	per annum	230.00	0%
Additional lengths (in excess of 20m)	Market	per metre	15.50	0%
Between 0.1m and 0.2m in diameter and up to 20m in length	Market	per annum	435.00	0%
Additional Charge over 20m	Market	per metre	31.00	0%
Over 0.2m in diameter and up to 20m in length	Market	per annum	660.00	0%
Additional Charge over 20m	Market	per metre	41.00	0%
Additional pipelines within same excavation	Market	per metre	5.10	0%
▶ Cables & Conduits (up to 1km)				
Fee	Market	per metre	15.50	0%
▶ Sect 611 LGA 1993 - Use of Public Space (greater than 1 km)				
Underground	Market	per km	660.00	0%
Aboveground	Market	per km	1,320.00	0%
▶▶ FILLER BOX / FILLER LINES				
▶ Annual Licence Fee				
Existing Installations Only	Market	per licence	150.00	0%
▶ Inspection Fee				
<i>(Chargeable only in case of application for permission to install new petrol fill box or relocation of petrol fill box)</i>				
Fee	Market	each	62.00	0%
▶▶ OWNERS CONSENT FOR DEVELOPMENT APPLICATION (DA) - ON COUNCIL OWNED LAND				
▶ Application Fee for Owners Consent to Minor DA's (ie Shop Fit-out)				
Fee	Partial Cost	per application	240.00	0%
▶ Application Fee for Owners Consent to Major DA's (ie Structures on, over or below Council Owned Land)				
Fee	Partial Cost	per application	1,210.00	0%
▶▶ COMMERCIAL FILMING IN OR ON COUNCIL BUILDINGS				
<i>Filming charges apply as per Filming on Council Streets, Parks and Open Space</i>				
Additional Venue Hire Rates apply per Building by negotiation	Market	per hour	Fee	0%

ATTACHMENT A

Service Description	Pricing Code	Unit of Measure	Fee \$	GST
PROPERTIES, ROADS AND FOOTWAYS				
▶▶ DISTRIBUTION OF PRINTED MATTER, OTHER MATERIALS AND ASSOCIATED STRUCTURES ON FOOTWAYS				
Approval of distribution of printed matter, newspapers and other materials (not including hand bills and materials distributed for a social welfare purpose) in Central Sydney for more than 40 days per year				
▶ Distribution by 1-2 persons for up to 4 hours	Full Cost	per approval per day	40.00	0%
Distribution by 1-2 persons for more than 4 hours	Full Cost	per approval per day	60.00	0%
Additional distribution person(s) - per additional person per location per day	Full Cost	per person per day	16.00	0%
Approval of distribution activities where a structure is required including temporary promotions by pamphlet, leaflet or other materials				
▶ Application Fee	Full Cost	per approval	125.00	0%
Distribution by 1-2 persons for up to 4 hours	Full Cost	per approval per day	40.00	0%
Distribution by 1-2 persons for more than 4 hours	Full Cost	per approval per day	60.00	0%
Additional distribution person(s) - per additional person per location per day	Full Cost	per person per day	15.00	0%
▶ Hirer's Liability Insurance (where no public risk insurance already held), for coverage over a 3-month period				
For hire or distribution fees < \$400.00 excl. GST	Partial Cost	per approval	30.00	10%
For hire or distribution fees between \$400.00 and \$1,600.00 excl. GST	Partial Cost	per approval	110.00	10%
For hire or distribution fees > \$1,600.00 excl. GST	Partial Cost	per approval	225.00	10%
▶ Late Application Fee				
For less than 3 working days notice (non-refundable)	Full Cost	per approval	65.00	0%
▶ Long Term/Commercial Promotions				
Assessed on Commercial basis	Market	per approval	Fee	0%
ROADS MANAGEMENT				
▶▶ TEMPORARY ROAD CLOSURES FOR CONSTRUCTION WORKS AND MOBILE CRANES				
▶ Application Fees (non-refundable)				
Application Fee	Market	per approval	1,600.00	0%
Late Application Fee (additional to application fee)	Market	per approval	1,600.00	0%
Deferred Date Application Fee	Market	per approval	875.00	0%
▶ Road Closure Fees				
Temporary Full or Partial Major road closure per block	Market	per lane/day	1,750.00	0%
Temporary Full or Partial Minor road closure per block	Market	per lane/day	875.00	0%
<u>Where road is closed for less than one day, the fee is calculated in 4-hour blocks:</u>				
Less than 4 hours	Market	per closure	25.00 %	0%
4 hours to less than 8 hours	Market	per closure	50.00 %	0%
8 hours to less than 12 hours	Market	per closure	75.00 %	0%
12 hours to less than 24 hours	Market	per closure	100.00 %	0%
24 hours or more	Market	per closure	pro rata	0%
▶▶ USER PAYS SIGNPOSTING (Excluding Works Zones)				
▶ Administration charge				
Per Street block	Full Cost	per approval	141.00	0%
▶ Signposting Cost				
As Per Tender rates	Full Cost	per item	Fee	0%
▶ Urgent Installation fee				
Less than 14 Days	Full Cost	per approval	141.00	0%
▶▶ TEMPORARY ROAD CLOSURE FOR STREET EVENTS				
▶ Road Closure Fees				
<u>Temporary Full or Partial Major Road Closure</u>				
Commercial and Private Users	Market	per block per day	1,750.00	0%
NFP Organisations, Charities and Public Schools	Zero	per block per day	-	0%
<u>Temporary Full or Partial Minor Road Closure</u>				
Commercial and Private Users	Market	per block per day	875.00	0%
NFP Organisations, Charities and Public Schools	Zero	per block per day	-	0%
<u>Temporary Full Road Closure for Sporting Events (min \$2,000)</u>				
Commercial and Private Users	Market	per 100 lineal metres	200.00	0%
▶ Parking Fees				
Use of Ticket Parking (Monday - Friday)	Market	per car space per day	85.00	0%
Use of Ticket Parking (Saturday - Sunday)	Market	per car space per day	60.00	0%

Service Description	Pricing Code	Unit of Measure	Fee \$	GST
ROADS MANAGEMENT				
▶▶ ACTIVITIES REQUIRING APPROVAL OF COUNCIL - S116 (2) ROADS ACT 1993				
▶ Applications for Consent				
Advertising (Recovery of Council costs)	Full Cost	per newspaper advertisement	Fee	0%
Administration Fee	Partial Cost	per application	1,050.00	0%
▶▶ OVERSIZE AND OVER MASS VEHICLE ACCESS				
Oversize and Over Mass Vehicle Access Permit	Market	per application	70.00	0%
Pavement Assessment (Recovery of Council Costs)	Full Cost	per application	Fee	0%
Route Assessment	Partial Cost	per application	235.00	0%
▶▶ MISCELLANEOUS				
▶ Street Furniture Supply, Storage, Install and Remove				
<i>Remove, store and re-install. Including power and plumbing disconnection and/or reconnection where required</i>				
Assessed on a commercial basis	Market	per approval	Fee + GST	10%
▶ Flood Planning				
Provision of Flood Planning Levels	Full Cost	per lot	145.00	10%
▶ Driveway Linemarking				
Driveway Holding Lines	Partial Cost	per driveway	155.00	0%
Painted Chevron (Recovery of Council Costs)	Full Cost	per driveway	Fee	0%
PUBLIC DOMAIN CHARGES				
▶▶ DEVELOPMENT SITES				
<i>Note: Deposits may be retained in full by the City until all public domain construction and rectification works are completed to City standards and required documentation provided. A minimum of 10% of deposits may be retained for the duration of the specified defects liability period.</i>				
▶ Public Domain Works Deposit				
<i>Applicable when works extend to public domain (eg: approved public domain plans) and calculated on the total area (m2) & lineal metres (lm) of public domain works for each of the proposed materials.</i>				
Stone, Brick or Concrete Paver Footway	Security Deposit	per m2	740.00	0%
Asphalt, Concrete or Pebblecrete Footway	Security Deposit	per m2	334.00	0%
Asphalt Surfaced Roadway	Security Deposit	per m2	491.00	0%
Concrete Roadway	Security Deposit	per m2	577.00	0%
Concrete Kerb & Gutter	Security Deposit	per lm	489.00	0%
Concrete Gutter Only	Security Deposit	per lm	297.00	0%
Stone Kerb	Security Deposit	per lm	632.00	0%
Grassed Area	Security Deposit	per m2	100.00	0%
▶ Public Domain Damage Deposit				
<i>Applicable to all public domain frontages (including footpaths and road carriageway) where the frontages may be damaged during the development works. The deposit is calculated on the total lineal metres (lm) of public domain frontage plus 2 lm for each adjoining property.</i>				
Stone, Brick or Concrete Paver	Security Deposit	per lm	1,235.00	0%
Asphalt, Concrete or Pebblecrete	Security Deposit	per lm	459.00	0%
▶ Kerb and Gutter Damage Deposit				
<i>May be applied by the City for protection of stone kerbs and gutters from damage or loss during development activity</i>				
Protection of Kerb and Gutter	Security Deposit	per lm	1,300.00	0%
▶ Public Domain Inspections				
<i>Applicable where repeat inspection is required for corrective works not performed to City specification as requested</i>				
Fee	Market	per inspection	279.00	0%
▶▶ DETERMINATION OF ALIGNMENT LEVELS				
▶ Single Residential, Small Commercial or Industrial Property (less than 9 lm frontage)				
Perform site inspection and verify information supplied by applicant for approval (chargeable in all cases)	Market	per street frontage	279.00	0%
▶ Multi Unit Residential, Larger Commercial or Industrial Property (=> 9 lm frontage)				
Perform site inspections and verify information supplied by applicant for approval (chargeable in all cases)	Market	per street frontage	561.00	0%
▶▶ DRAINAGE CONNECTIONS				
▶ Connection to City Gully Pit, Manhole or Underground Pipe				
Perform site inspection, verify information supplied by applicant for approval and preparation of positive covenant (chargeable in all cases)	Market	per connection	561.00	0%

ATTACHMENT A

Service Description	Pricing Code	Unit of Measure	Fee \$	GST
PUBLIC DOMAIN CHARGES				
▶▶ SECTION 138 ROADS ACT TO INSTALL TEMPORARY SHORING INCLUDING GROUND ANCHORS IN THE ROAD RESERVE				
▶ Application Fee Based on Cost of Work				
<u>Not exceeding \$10,000</u>				
Fee	Market	per application	561.00	0%
<u>Greater than \$10,000 up to \$100,000</u>				
Fee plus	Market	per application	561.00	0%
In excess of \$10,000	Market	per \$1,000 over \$10,000	5.00	0%
<u>Greater than \$100,000 up to \$500,000</u>				
Fee plus	Market	per application	1,038.00	0%
In excess of \$100,000	Market	per \$1,000 over \$100,000	2.85	0%
<u>Greater than \$500,000 up to \$1,000,000</u>				
Fee plus	Market	per application	2,205.00	0%
In excess of \$500,000	Market	per \$1,000 over \$500,000	2.15	0%
<u>Exceeding \$1,000,000</u>				
Fee plus	Market	per application	3,284.00	0%
In excess of \$1,000,000	Market	per \$1,000 over \$1,000,000	1.50	0%
▶ Inspection Fee				
Fee	Market	per inspection	279.00	0%
▶ Damage Security Bond/Deposit for Temporary Shoring of Council's footway or roadway				
Note: Minimum fee \$100,000 Maximum fee \$250,000	Security Deposit	per lineal metre of frontage	6,630.00	0%
DRIVEWAY, ROADWAY, FOOTWAY AND KERB AND GUTTER CHARGES WHERE WORKS ARE PERFORMED BY THE APPLICANT OR THEIR CONTRACTOR				
▶▶ ROADWAY, FOOTWAY, KERB & GUTTER FEES				
▶ Road Opening Permit				
Permit Fee (Chargeable in all cases)	Market	per permit	118.00	0%
Security Deposit (refundable 12 months after works completed to City Specification, and in accordance with the City Standard Conditions for Openings)				
Fee = 100% of calculated GST Inclusive Council Restoration Charge where works are undertaken by Council (refer below)	Security Deposit	per permit	Fee	0%
▶ Inspections by Council				
<i>Inspection of restoration work performed by Applicant or their Contractors</i>				
Standard 2 Inspection Fee (chargeable in all cases)	Market	per restoration	535.00	0%
After Hours Call Out Inspection Fee (outside the hours between 6am to 3pm weekdays plus all weekend)	Market	per inspection	405.00	0%
Additional Inspections (applicable where corrective works required)	Market	per inspection	270.00	0%
▶▶ DRIVEWAY FEES				
▶ Applicant to Perform Own Works				
<i>Applicant to perform own Works - refer to Road Opening Permits for charges additional to inspection fees</i>				
Confirm Construction Requirements and Perform Site Inspections (chargeable in all cases) cost includes two inspections	Market	each	820.00	0%
Additional Site Inspections if required	Market	per inspection	260.00	0%
ROAD OPENING PERMITS				
▶▶ ROAD OPENING PERMITS				
▶ Permit Fee				
Chargeable in all cases	Market	per opening	118.00	0%
▶ Deposit - Per Permit				
<i>Driveway Charges - Refunds will be processed when the driveway is deemed complete and final inspection verifies works are to City standards. Restoration Charges - Refunds/invoices will be processed when the temporary reinstatement complies with the City's Road Opening Conditions, and the costing of the permanent reinstatement has been determined</i>				
Security Deposit (refundable - applicant performing own works)	Security Deposit	per permit	2,570.00	0%

Service Description	Pricing Code	Unit of Measure	Fee \$	GST
RESTORATION CHARGES FOR DRIVEWAYS, ROADWAYS, FOOTWAYS, KERB & GUTTERS WHERE WORKS ARE PERFORMED BY COUNCIL				
<p>Restoration Charges - Notes</p> <p>1: Prices quoted are inclusive of GST unless indicated. Works carried out by utilities or their authorised agents in relation to the placement, creation, maintenance, enhancement or removal of utility assets within the public road or public open space as part of their responsibility of providing, managing and operating a utility network are free of GST.</p> <p>2: All rates per square metre (m2) or lineal metre (lm) and include cost of labour, materials and overheads unless stated.</p> <p>3: Minimum charge per line item is 1 m2 or 1 lm except for Bicycle Lane Separator, Bicycle Lane Coating and TGSI replacement.</p> <p>4: An additional surcharge of 30% over standard rate is charged for works in high traffic locations within CBD, State or Regional Roads or where required by RMS restrictions.</p> <p>5: Openings greater than 50m2 within roads and footways will be subject to a 10% reduction in restoration charges.</p> <p>6: Openings greater than 100m2 within roads and footways will be subject to a 20% reduction in restoration charges.</p> <p>7: Openings greater than 150m2 within roads and footways will be subject to a 30% reduction in restoration charges.</p> <p>8: For works of unknown quantities or for inspection services, the City's full recovery cost is determined from the City's accredited contractor rates, which have undergone a competitive tendering process in accordance with the Local Government Act and the City's Procurement Policy and Guidelines.</p>				
▶ ROADWAY				
▶ Asphalt Surfaced Roadway & Concrete Base including dowelling				
Fee	Market	per m2	625.00	10%
▶ Concrete Roadway including Dowelling				
Fee	Market	per m2	515.00	10%
▶ Asphalt Roadway & FCR Roadbase				
Fee	Market	per m2	440.00	10%
▶ Strip & Resurface Asphalt Roadway (no base repairs)				
Fee	Market	per m2	215.00	10%
▶ Stencilling of Concrete or Asphalt				
Fee	Market	per m2	85.00	10%
Stencilling - Notes				
1: Stencilling is charged in addition to the Roadway Restoration surface and base materials required.				
▶ Bicycle Lane Separator				
Fee	Market	per lm	195.00	10%
▶ Bicycle Lane Counter/Loop				
Supply & Installation	Market	each	11,825.00	10%
▶ Bicycle Lane Coating				
Fee	Market	per m2	65.00	10%
Bicycle Lanes - Notes				
1: Bicycle Lane Separator and Coating Fees are charged in addition to the Roadway Restoration surface and base required.				
2: Bicycle Lane Separator replacement must be measured to the nearest full section lock-in joint at each end.				
3: Minimum charge for Bicycle Lane Separator is 1.5 lm.				
4: Roadway Restoration in Designated Bicycle Lanes must be the full width of the Designated Bicycle Lane by a minimum metre in length to provide a safe permanent restoration for bicycle riders.				
5: Any Bicycle Lane Counter/Loop damaged during road openings requires complete unit replacement in the permanent restoration.				
▶ Linemarking				
Fee	Market	per lm	55.00	0%
Linemarking - Notes				
1: Linemarking Fee is charged in addition to the Roadway Restoration surface and base materials required.				
2: Linemarking includes lines, symbols and text adhered to the Roadway.				
3: Minimum charge for Linemarking is 1 lm.				
▶ Road Wooden Block Pavers				
Road Sub Base	Market	per m2	515.00	10%

ATTACHMENT A

Service Description	Pricing Code	Unit of Measure	Fee \$	GST
RESTORATION CHARGES FOR DRIVEWAYS, ROADWAYS, FOOTWAYS, KERB & GUTTERS WHERE WORKS ARE PERFORMED BY COUNCIL				
▶▶ FOOTWAY				
▶ Pebblecrete				
Fee	Market	per m2	415.00	10%
▶ Concrete Footway				
Fee	Market	per m2	300.00	10%
▶ Asphalt Footway & FCR Roadbase				
Fee	Market	per m2	240.00	10%
▶ Asphalt Footpath with Concrete Base				
Fee	Market	per m2	470.00	10%
▶ Strip & Resurface Asphalt Footway (no base repairs)				
Fee	Market	per m2	110.00	10%
▶ Kerb Ramp (Concrete or Asphalt)				
Fee	Market	per kerb ramp	1,470.00	10%
Kerb Ramp - Notes				
1: Any opening in a concrete or asphalt kerb ramp will require reconstruction of the whole kerb ramp.				
▶ Tactile Ground Surface Indicators (TGS)				
Directional Tactile (Strip)	Market	per strip	75.00	0%
Warning Tactile (Disc)	Market	per disc	10.00	0%
TGS - Notes				
1: TGS replacement is charged in addition to the Footway Restoration surface and base materials required.				
2: There is no minimum charge for TGS.				
▶ Concrete Footpath Joint - "Trip Stop" or equivalent				
<i>Note: Only for full depth Concrete Footpaths and Concrete sub-base under other surface materials, applied along tree lined footpaths, including as a minimum the areas under a tree canopy. Spaced at each joint with no dummy joints allowed</i>				
Supply Only	Full Cost	per piece	35.00	10%
Supply and Install	Full Cost	per piece	65.00	10%
▶ Grassed Area				
Fee	Market	per m2	95.00	10%
▶ Tree Surrounds (Porous)				
Porous Terrabond or similar material	Market	per m2	425.00	10%
Crushed Granite	Market	per m2	135.00	10%
▶ Soft Fall/Recycled Rubber				
Supply and Install	Market	per m2	415.00	10%
▶▶ DRIVEWAY RESTORATION & CONSTRUCTION				
▶ Establishment Fee				
<i>All driveways constructed by Council will be charged an establishment fee for design and site costs</i>				
Site Establishment	Market	each	800.00	10%
▶ Stone, Brick or Concrete Pavers on a Reinforced Concrete Base (excluding paver supply)				
Fee	Market	per m2	805.00	10%
▶ 150mm Concrete (Residential)				
Fee	Market	per m2	465.00	10%
▶ 200mm Concrete (Commercial)				
Fee	Market	per m2	540.00	10%

Service Description	Pricing Code	Unit of Measure	Fee \$	GST
RESTORATION CHARGES FOR DRIVEWAYS, ROADWAYS, FOOTWAYS, KERB & GUTTERS WHERE WORKS ARE PERFORMED BY COUNCIL				
▶▶ KERB & GUTTER				
▶ Re-lay Kerb Stone (excluding kerb stone supply)				
Fee	Market	per lm	565.00	10%
▶ Supply Kerb Stones				
Trachyte	Market	per lm	1,520.00	10%
Granite	Market	per lm	910.00	10%
Sandstone	Market	per m	355.00	10%
Bluestone	Market	per m	305.00	10%
Precast concrete	Market	per lm	75.00	10%
▶ Construct Concrete Gutter				
Fee	Market	per lm	265.00	10%
▶ Construct Concrete Kerb & Gutter				
Fee	Market	per lm	440.00	10%
▶ EKI (Extended Kerb Inlet/Precast Concrete Pit Lintel)				
Supply and Install (Recovery of the City's Costs)	Full Cost	each	Fee + GST	10%
▶ Stormwater Drainage Outlet in Kerbstone				
Fee	Market	per outlet	480.00	10%
Notes for Kerb and Gutter				
1. To aid sustainability the City encourages the preservation of existing kerbstones wherever possible.				
2. Cracked and sawcut kerbstones are not reusable. Full kerbstone replacement for all non-reusable kerbstones will be added to Permanent Restoration to ensure Pre Road Opening laid condition can be restored.				
3. Reusable Kerbstones must be returned to the Council Stoneyard in a clean state (free of adhesive and/or mortar) to be accepted for reuse.				
4. City Stoneyard Delivery Record of Reusable Kerbstones (Road Opening Permit details plus reusable kerbstone type and quantity in lm) is required to avoid the cost of replacement kerbstones being added to the permanent Restoration charges.				
5. Kerbstones may only be returned to the City Stoneyard during business hours and following prior arrangement.				
6. The City cannot guarantee availability of replacement kerbstones. Supply of replacement kerbstones may require research and sourcing from commercial suppliers at the Applicant's cost.				
7. Where exact matching kerbstones are no longer available the closest match alternative kerbstone available will be substituted and due to size, texture or colour variations may require replacement of a larger area than the initially measured permanent restoration at the Applicant's cost.				
▶▶ DECORATIVE PAVING				
▶ Re-lay Stone, Brick or Concrete Pavers and Reseal Pavers and Restore Concrete Base (excluding paver supply)				
Fee	Market	per m2	660.00	10%
▶ Re-lay Stone, Brick or Concrete Pavers and Reseal Pavers where no base repairs are required (excluding paver supply)				
Fee	Market	per m2	325.00	10%
▶ Supply Replacement Stone Pavers				
All Quantities	Market	per m2	440.00	10%
▶ Supply Replacement Brick or Concrete Pavers				
All Quantities	Market	per m2	95.00	10%
Notes for Decorative paving				
1. To aid sustainability the City encourages the preservation of existing pavers wherever possible.				
2. Cracked and sawcut pavers are not reusable. Full paver replacement for all non-reusable pavers will be added to Permanent Restoration to ensure Per Road Opening laid condition can be restored.				
3. Reusable Pavers must be returned to the City Stoneyard in a clean state (free of adhesive and/or mortar) to be accepted for reuse.				
4. City Stoneyard Delivery Record of Reusable Pavers (Road Opening Permit details plus reusable pavertype and quantity in m2) is required to avoid the cost of replacement pavers being added to the Permanent Restoration charges.				
5. Pavers may only be returned to the City Stoneyard during business hours and following prior arrangement.				
6. The City cannot guarantee availability of replacement pavers. Supply of replacement pavers may require research and sourcing from commercial suppliers at the Applicant's cost.				
7. Where exact matching pavers are no longer available the closest match alternative paver will be substituted and due to size, texture or colour variations may require the replacement of a larger area than the initially measured permanent restoration at the Applicant's cost.				

ATTACHMENT A

Service Description	Pricing Code	Unit of Measure	Fee \$	GST
MISCELLANEOUS INFRASTRUCTURE CHARGES				
▶▶ MISCELLANEOUS INFRASTRUCTURE CHARGES				
<i>Note: For all sites in the public domain including utility restoration sites where applicable</i>				
▶ Stormwater Downpipe Connection (property to kerb)				
Supply and Lay	Market	per metre	235.00	10%
▶ Crowd Control Barriers				
Hire Fee	Market	per barrier per day	30.00	0%
Delivery - (drop off or pickup)	Market	per delivery	100.00	0%
▶ Survey Box				
Reinstatement	Full Cost	each	2,570.00	0%
▶ Established Survey Mark				
Replacement	Full Cost	each	2,570.00	0%
▶ Non-Established Survey Mark				
Fee	Full Cost	each	1,290.00	0%
▶ Bollard				
Remove or Install	Full Cost	each	465.00	0%
Supply and Install	Full Cost	each	885.00	0%
▶ Street or Directional Signage				
Supply Only	Full Cost	each	210.00	0%
Supply and Install	Full Cost	each	560.00	0%
▶ Lighting and Electrical Design (Non ASP3)				
Up to 4 Light Poles	Full Cost	per application	2,500.00	0%
Per Pole beyond first four poles	Full Cost	per pole	300.00	0%
▶ Make Safe - For all Hazards				
<i>Make Safe is only used to urgently remove a hazard to the community and does not preclude the contractor or authority to carry out further works. Photographic evidence of the hazard will support any charges made.</i>				
Hire, Transport, Place Rails and Trestles/Temporary Fencing and Sand Bags	Market	per site	310.00	10%
Remove Public Hazard by placing cold mix or other suitable material or by mechanical grinding	Market	per site	310.00	10%
Place or Remove Steel Plate or other suitable cover	Market	per site	310.00	10%
Hire of Steel Plate or other suitable cover (min 7 days)	Market	per site	145.00	10%
Hire of Steel Plate or other suitable cover - after 7 days	Market	per day	25.00	10%
Fill Subsidised Trench on Road/Footpath failure with appropriate material	Market	per site	470.00	10%
Damage to the City's Infrastructure (Market rate subject to quotes received by the City's contractors)	Market	per site	Fee + GST	10%
▶ Cleaning and Sealing of Granite or Other Type Pavers				
Fee	Market	per m2	45.00	10%
▶ Pit Lid Infill to Match Surrounding Material Type				
Supply and Install Infill Material	Market	per m2	620.00	10%
Supply Metal Infill Pit Lid (Class D - suitable for road and footpath)	Market	per m2	2,060.00	10%
▶ Unknown/Complex Works/Technical Inspections				
<i>Allows for but not limited to: Staff or contractor investigative costs; CCTV of drainage assets; core holes, compaction tests; stormwater drainage repairs - gully pits, pipes, lines, pit lintels, sub-soil drains; and clean up costs. Additional surcharge as per Restoration Charges Notes Item 4 will not apply to this charge.</i>				
Recovery of City costs for hidden damage to affected surrounding/adjacent infrastructure plus 35% overhead fee	Full Cost	each	Fee	0%
▶ Artwork on Footway/Roadway or in Public Domain				
<i>eg mosaics, infill lettering, special materials and shapes etc.</i>				
Recovery of City Costs	Full Cost	per site	Fee	0%
CAR SHARING PROGRAM				
▶▶ CAR SHARE PARKING				
▶ Car Share Parking Fees				
Implementation, Linemarking and Signposting Fee	Full Cost	per bay	1,950.00	10%
Administration Fee	Partial Cost	per bay	465.00	10%
Removal of a Car Share space (Recovery of Council costs)	Full Cost	per bay	Fee + GST	10%
Car Share Annual Permit Fee	Partial Cost	per permit per year	225.00	10%

Service Description	Pricing Code	Unit of Measure	Fee \$	GST
RESIDENT PARKING				
▶▶ RESIDENT PARKING PERMITS				
▶ Resident Parking Permit - Differential Fee (sticker attached to window)				
<u>Restricted Multi Unit Developments (Ultimo/Pyrmont only) - 1 permit maximum</u>				
Very Low Environmental Impact - Green Vehicle Guide (GVG) Emissions 111.9 or less (was 4 stars or more), motorcycles and scooters	Partial Cost	p.a./ permit	66.00	0%
Low Environmental Impact - GVG Emissions 112-186.5 (was 3 to 3.5 stars)	Partial Cost	p.a./ permit	99.00	0%
Standard Fee - Medium Environmental Impact - GVG Emissions 186.6-261.1 (was 2 to 2.5 stars) OR not in GVG	Partial Cost	p.a./ permit	133.00	0%
High Environmental Impact - GVG Emissions 261.2 or more (was 1.5 stars or less)	Partial Cost	p.a./ permit	265.00	0%
<u>All Precincts</u>				
<u>1st Permit</u>				
Very Low Environmental Impact - GVG Emissions 111.9 or less (was 4 stars or more), motorcycles and scooters	Partial Cost	p.a./ permit	27.00	0%
Low Environmental Impact - GVG Emissions 112-186.5 (was 3 to 3.5 stars)	Partial Cost	p.a./ permit	40.00	0%
Standard Fee - Medium Environmental Impact - GVG Emissions 186.6-261.1 (was 2 to 2.5 stars) OR not in GVG	Partial Cost	p.a./ permit	53.00	0%
High Environmental Impact - GVG Emissions 261.2 or more (was 1.5 stars or less)	Partial Cost	p.a./ permit	106.00	0%
<u>2nd Permit</u>				
Very Low Environmental Impact - GVG Emissions 111.9 or less (was 4 stars or more), motorcycles and scooters	Partial Cost	p.a./ permit	53.00	0%
Low Environmental Impact - GVG Emissions 112-186.5 (was 3 to 3.5 stars)	Partial Cost	p.a./ permit	80.00	0%
Standard Fee - Medium Environmental Impact - GVG Emissions 186.6-261.1 (was 2 to 2.5 stars) OR not in GVG	Partial Cost	p.a./ permit	106.00	0%
High Environmental Impact - GVG Emissions 261.2 or more (was 1.5 stars or less)	Partial Cost	p.a./ permit	212.00	0%
<u>Pensioners on Full Benefits</u>				
<u>1st Permit</u>				
Very Low Environmental Impact - GVG Emissions 111.9 or less (was 4 stars or more), motorcycles and scooters	Partial Cost	p.a./ permit	6.00	0%
Low Environmental Impact - GVG 112-186.5 (was 3 to 3.5 stars)	Partial Cost	p.a./ permit	10.00	0%
Standard Fee - Medium Environmental Impact - GVG Emissions 186.6-261.1 (was 2 to 2.5 stars) OR not in GVG	Partial Cost	p.a./ permit	13.00	0%
High Environmental Impact - GVG Emissions 261.2 or more (was 1.5 stars or less)	Partial Cost	p.a./ permit	25.00	0%
<u>2nd Permit</u>				
Very Low Environmental Impact - GVG Emissions 111.9 or less (was 4 stars or more), motorcycles and scooters	Partial Cost	p.a./ permit	27.00	0%
Low Environmental Impact - GVG Emissions 112-186.5 (was 3 to 3.5 stars)	Partial Cost	p.a./ permit	39.00	0%
Standard Fee - Medium Environmental Impact - GVG Emissions 186.6-261.1 (was 2 to 2.5 stars) OR not in GVG	Partial Cost	p.a./ permit	53.00	0%
High Environmental Impact - GVG Emissions 261.2 or more (was 1.5 stars or less)	Partial Cost	p.a./ permit	106.00	0%
<u>3-month Interstate Vehicle Permit</u>				
Very Low Environmental Impact - GVG Emissions 111.9 or less (was 4 stars or more), motorcycles and scooters	Partial Cost	per permit	7.00	0%
Low Environmental Impact - GVG Emissions 112-186.5 (was 3 to 3.5 stars)	Partial Cost	per permit	11.00	0%
Standard Fee - Medium Environmental Impact - GVG Emissions 186.6-261.1 (was 2 to 2.5 stars) OR not in GVG	Partial Cost	per permit	14.00	0%
High Environmental Impact - GVG Emissions 261.2 or more (was 1.5 stars or less)	Partial Cost	per permit	27.00	0%
<u>Replacement Resident Parking Permit</u>				
Very Low Environmental Impact - GVG Emissions 111.9 or less (was 4 stars or more), motorcycles and scooters	Partial Cost	per permit	14.00	0%
Low Environmental Impact - GVG Emissions 112-186.5 (was 3 to 3.5 stars)	Partial Cost	per permit	21.00	0%
Standard Fee - Medium Environmental Impact - GVG Emissions 186.6-261.1 (was 2 to 2.5 stars) OR not in GVG	Partial Cost	per permit	27.00	0%
High Environmental Impact - GVG Emissions 261.2 or more (was 1.5 stars or less)	Partial Cost	per permit	53.00	0%
<u>Returned Permit</u>				
The City will reimburse 50% of the original purchase price of a permit returned 3 or more months before expiry date	Partial Cost	per permit	Pro rata	0%

ATTACHMENT A

Service Description	Pricing Code	Unit of Measure	Fee \$	GST
RESIDENT PARKING				
▶▶ RESIDENT PARKING PERMITS				
▶ Resident Visitor Parking Permit - Long term (nominated precincts only)				
Per permit	Partial Cost	p.a./ permit	53.00	0%
Pensioners on full benefits	Partial Cost	p.a./ permit	14.00	0%
Replacement permit	Partial Cost	p.a./ permit	138.00	0%
▶ Care Worker Parking Permit				
Limit of 1 Permit for each vehicle used to provide in-home care	Partial Cost	p.a./ permit	53.00	0%
Replacement permit (subject to submission of statutory declaration)	Partial Cost	p.a./ permit	27.00	0%
▶ Alexandria Resident Visitor Parking Permit				
<i>Booklets of 10 to 45 individual parking permits (dependent on eligibility) valid for 1 year</i>				
Booklet of Visitor Parking Permits - Standard	Partial Cost	per booklet	53.00	0%
Booklet of Visitor Parking Permits - Pensioner on full benefits	Partial Cost	per booklet	14.00	0%
Replacement Permit	Partial Cost	per booklet	138.00	0%
▶ Contracted Services Parking Permits				
Per permit	Partial Cost	per permit	53.00	0%
Pensioner on full benefits	Partial Cost	per permit	14.00	0%
▶ Business Parking Permit - (nominated precincts only)				
<u>1st Permit</u>				
Very Low Environmental Impact - GVG Emissions 111.9 or less (was 4 stars or more), motorcycles and scooters	Partial Cost	per permit	27.00	0%
Low Environmental Impact - GVG Emissions 112-186.5 (was 3 to 3.5 stars)	Partial Cost	per permit	40.00	0%
Standard Fee - Medium Environmental Impact - GVG Emissions 186.6-261.1 (was 2 to 2.5 stars) OR not in GVG	Partial Cost	per permit	53.00	0%
High Environmental Impact - GVG Emissions 261.2 or more (was 1.5 stars or less)	Partial Cost	per permit	106.00	0%
<u>2nd Permit (Glebe Precinct only)</u>				
Very Low Environmental Impact - GVG Emissions 111.9 or less (was 4 stars or more), motorcycles and scooters	Partial Cost	per permit	53.00	0%
Low Environmental Impact - GVG Emissions 112-186.5 (was 3 to 3.5 stars)	Partial Cost	per permit	80.00	0%
Standard Fee - Medium Environmental Impact - GVG Emissions 186.6-261.1 (was 2 to 2.5 stars) OR not in GVG	Partial Cost	per permit	106.00	0%
High Environmental Impact - GVG Emissions 261.2 or more (was 1.5 stars or less)	Partial Cost	per permit	203.00	0%
<u>Replacement Business Parking Permits</u>				
Very Low Environmental Impact - GVG Emissions 111.9 or less (was 4 stars or more), motorcycles and scooters	Partial Cost	per permit	14.00	0%
Low Environmental Impact - GVG Emissions 112-186.5 (was 3 to 3.5 stars)	Partial Cost	per permit	21.00	0%
Standard Fee - Medium Environmental Impact - GVG Emissions 186.6-261.1 (was 2 to 2.5 stars) OR not in GVG	Partial Cost	per permit	27.00	0%
High Environmental Impact - GVG Emissions 261.2 or more (was 1.5 stars or less)	Partial Cost	per permit	53.00	0%
▶ Replacement permits issued free of charge when:				
a) for only the first change of vehicle during permit period.	Zero	per permit	-	0%
b) the windscreen of the vehicle for which the permit applies is damaged, and the permit label is destroyed or surrendered.	Zero	per permit	-	0%
c) Mailed permit is not delivered (Statutory declaration required), or if damaged in delivery and returned;	Zero	per permit	-	0%
d) If the vehicle has been damaged or stolen and permit holder provides a police event report (Resident permit).	Zero	per permit	-	0%
e) If a long term visitor permit is stolen and permit holder provides a police event report.	Zero	per permit	-	0%

ATTACHMENT A

Service Description	Pricing Code	Unit of Measure	Fee \$	GST
PARKING STATIONS				
▶▶ GOULBURN ST PARKING STATION				
▶ Permanent Parking				
Unreserved Parking - Hybrid Vehicle	Market	monthly	330.00	10%
Unreserved Parking	Market	monthly	440.00	10%
Unreserved Parking (Resident Parking within 500 metres)	Market	monthly	374.00	10%
Reserved Parking	Market	monthly	550.00	10%
Motorcycle/Moped	Market	monthly	110.00	10%
▶ Casual Parking				
0 - 0.5 hour	Market	flat rate	5.00	10%
0.5 to 1 hour	Market	flat rate	9.00	10%
1 to 2 hours (park up to 2 hours)	Market	flat rate	22.00	10%
2 to 3 hours (park up to 3 hours)	Market	flat rate	32.00	10%
3 to 4 hours (park up to 4 hours)	Market	flat rate	42.00	10%
4+ hours (maximum daily rate)	Market	flat rate	52.00	10%
▶ Evening Rates (Entry after 5pm, exit before 6am the following day)				
Mon - Fri	Market	flat rate	12.00	10%
▶ Weekend Parking Rates (exit before 6am the following day)				
Weekends and Public Holidays	Market	flat rate	12.00	10%
▶ Casual Parking - Other Transport Modes				
Motorcycle/Moped	Market	per hour	1.00	10%
Motorcycle/Moped	Market	flat rate	7.00	10%
▶ Reduced Parking Fee - Rooftop Special (if offered)				
Fee (subject to specific Entry and Exit times)	Market	flat rate	20.00	10%
▶ Lost Ticket Fee				
Monday - Sunday, Public Holidays	Market	per ticket per day	52.00	10%
▶ After Hours Release of Vehicle				
Monday - Sunday	Market	per vehicle	55.00	10%
▶ Discount Parking				
Community Groups	Market	flat rate	12.00	10%
Charity Groups	Market	flat rate	12.00	10%
Police	Market	flat rate	12.00	10%
Approved City of Sydney Contractors working at Car Park	Zero	flat rate	-	10%
▶ Administration/Cleaning Fees - Events				
Fee	Market	per event	200.00	10%
▶▶ KINGS CROSS PARKING STATION				
▶ Permanent Parking				
Unreserved Parking - Hybrid Vehicle	Market	monthly	165.00	10%
Unreserved Parking	Market	monthly	242.00	10%
Unreserved Parking (Resident Parking within 500 metres)	Market	monthly	205.00	10%
Reserved Parking	Market	monthly	308.00	10%
Motorcycle/Moped	Market	monthly	110.00	10%
▶ Casual Parking				
0 - 0.5 hour	Market	flat rate	4.00	10%
0.5 - 1 hour	Market	flat rate	8.00	10%
1 to 2 hours (park up to 2 hours)	Market	flat rate	16.00	10%
2 to 3 hours (park up to 3 hours)	Market	flat rate	25.00	10%
3 to 4 hours (park up to 4 hours)	Market	flat rate	32.00	10%
4+ hours (maximum daily rate)	Market	flat rate	40.00	10%
▶ Evening Rates				
Mon - Thurs (Entry after 6pm, exit before 6am the following day)	Market	flat rate	15.00	10%
Fri - Sun (Casual Rates Apply)	Market	flat rate	Fee + GST	10%
▶ Weekend Parking Rates (Entry after 6am, exit before 6pm same day)				
Sat - Sun	Market	flat rate	15.00	10%
▶ Casual Parking - Other Transport Modes				
Motorcycle/Moped	Market	per hour	1.00	10%
Motorcycle/Moped	Market	flat rate	7.00	10%
▶ Garage Parking				
Small	Market	monthly	352.00	10%
Large	Market	monthly	385.00	10%
▶ Lost Ticket Fee				
Monday - Sunday, Public Holidays	Market	per ticket per day	40.00	10%

ATTACHMENT A

Service Description	Pricing Code	Unit of Measure	Fee \$	GST
PARKING STATIONS				
▶▶ KINGS CROSS PARKING STATION				
▶ Discount Parking				
Community Groups	Market	flat rate	12.00	10%
Charity Groups	Market	flat rate	12.00	10%
Police	Market	flat rate	9.00	10%
Approved City of Sydney Contractors working at Car Park	Zero	flat rate	-	10%
▶ Administration/Cleaning Fees - Events				
Fee	Market	per event	200.00	10%
▶▶ PARKING STATIONS - SPECIAL EVENTS				
<u>Security Deposit</u>				
15 % of Total Hire Cost - minimum \$1,000	Security Deposit	per day	Fee	0%
▶▶ PARKING STATIONS - COMMERCIAL FILMING				
Filming charges apply as per Filming on Council Streets, Parks and Open Space	Market		Fee	0%
TICKET PARKING				
▶▶ TICKET PARKING CHARGES				
<i>Details of applicable rates for each precinct available on the City's website</i>				
▶ Peak Rates				
Area 1 (CBD, Haymarket, Hyde Park South, Part of CBD North)	Market	per hour	7.00	10%
Area 2 (The Rocks, Millers Point, Pyrmont, City East, Darlinghurst, Surry Hills, Woolloomooloo, Potts Point)	Market	per hour	4.70	10%
Area 3 (Glebe, Redfern, Camperdown, Newtown, Chippendale, Ultimo)	Market	per hour	3.70	10%
Area 4 (Barangaroo)	Market	per hour	2.70	10%
▶ Off Peak Rates				
Area 1 (CBD, Haymarket, Hyde Park South, Part of CBD North)	Market	per hour	3.70	10%
Area 2 (The Rocks, Millers Point, Pyrmont, City East, Darlinghurst, Surry Hills, Woolloomooloo, Potts Point)	Market	per hour	2.70	10%
Area 3 (Glebe, Redfern, Camperdown, Newtown, Chippendale, Ultimo)	Market	per hour	1.70	10%
Area 4 (Barangaroo)	Market	per hour	2.70	10%
▶ Ticket Parking Space Usage Fees				
Administration Fee	Full Cost	per application	60.00	0%
Administration Fee - Amendments after initial application	Full Cost	per amendment	60.00	0%
Use of Ticket Parking Space (Mon - Fri)	Full Cost	per space per day	85.00	0%
Use of Ticket Parking Space (Sat - Sun & Public Holidays)	Full Cost	per space per day	60.00	0%
▶ Ticket Parking Removal/Relocation Fees				
Administration Fee	Market	per application	60.00	0%
Administration Fee - Amendments after initial application	Full Cost	per amendment	60.00	0%
<u>Ticket Parking Relocation Fees (on new footing)</u>				
TX Machines	Market	per relocation	915.00	0%
<u>Ticket Parking Removal Fees</u>				
TX Machines	Market	per removal	261.00	0%
<u>Ticket Parking Reinstallation on Existing Footing</u>				
TX Machines	Full Cost	per reinstallation	261.00	0%
▶ Tariff Programming				
TX Machines	Market	per tariff/programming	61.00	10%
▶ Tariff Card Replacement				
TX Machines	Market	per replacement	26.00	10%

ATTACHMENT A

Service Description	Pricing Code	Unit of Measure	Fee \$	GST
CLEANSING & WASTE				
▶▶ CLEANSING & WASTE - PLANT AND LABOUR				
▶ Plant & Labour Hire				
<i>Minimum Charge 4 Hours. Public Holidays incur a triple time charge to labour rates.</i>				
Supervisor	Market	per hour	84.00	10%
Additional Labourers	Market	per hour	79.00	10%
Agency Staff (Market Rate)	Market	per hour	Fee + GST	10%
2 Tonne Tipper & Crew	Market	per hour	228.00	10%
Road Sweeper & Operator	Market	per hour	263.00	10%
Garbage Compactor & Operator	Market	per hour	263.00	10%
Street Flusher & Operator	Market	per hour	263.00	10%
Footway Sweeper & Operator	Market	per hour	228.00	10%
Link Truck & Operator (tipping fees additional)	Market	per hour	238.00	10%
Stream Plant & Crew (1 driver & 1 labourer)	Market	per hour	238.00	10%
Footway Scrubber & Operator	Market	per hour	228.00	10%
Response Truck, Bin Delivery & Retrieval	Market	per hour	228.00	10%
Mobile Garbage Bin - Hire	Market	per bin	22.00	10%
Mobile Garbage Bin - Bond (for hires in excess of 20 bins)	Security Deposit	per bin	529.00	0%
Tipping Fees (tonnes at cost)	Market	per tonne	Fee + GST	10%
Skip Bin Hire	Market	per unit	264.00	10%
Special Event Deposit (20%)	Security Deposit	per event	Fee	0%
▶▶ DOMESTIC WASTE CHARGES				
▶ Domestic Waste Management Annual Availability Charge (DWMAAC)				
<u>Single Bin Collections</u>				
Minimum Domestic Waste Charge (<120 Ltr Bin)	Full Cost	annual	270.00	0%
Domestic Waste Charge (120 Ltr Bin)	Full Cost	annual	411.00	0%
Domestic Waste Charge (240 Ltr Bin)	Full Cost	annual	828.00	0%
<u>Multi Unit/Shared Bin Collections</u>				
Minimum Domestic Waste Charge	Full Cost	annual	270.00	0%
Minimum Domestic Waste Charge 2 x weekly	Full Cost	annual	304.00	0%
Minimum Domestic Waste Charge 3 x weekly	Full Cost	annual	337.00	0%
Standard Domestic Waste Charge	Full Cost	annual	411.00	0%
Standard Domestic Waste Charge 2 x weekly	Full Cost	annual	445.00	0%
Standard Domestic Waste Charge 3 x weekly	Full Cost	annual	478.00	0%
Large Domestic Waste Charge	Full Cost	annual	645.00	0%
Large Domestic Waste Charge 2 x weekly	Full Cost	annual	681.00	0%
Large Domestic Waste Charge 3 x weekly	Full Cost	annual	713.00	0%
<u>7 Day Collection Area</u>				
7 Day Collection Area Charge	Full Cost	annual	425.00	0%
▶▶ STORMWATER MANAGEMENT SERVICE CHARGE				
▶ Annual Charge				
Residential - Non Strata	Full Cost	per property	25.00	0%
Strata Lot within Residential building	Full Cost	per lot	12.50	0%
Business - Non Strata	Full Cost	per 350sq.m or part thereof	25.00	0%
Strata Lot within Non - Residential building (proportion of Business - Non Strata Charge. Min charge of \$5)	Full Cost	per lot	Fee	0%

ATTACHMENT A

Service Description	Pricing Code	Unit of Measure	Fee \$	GST
FILMING				
▶▶ FILMING AND STILL PHOTOGRAPHY ON COUNCIL STREETS, PARKS AND OPEN SPACES				
▶ Ultra Low Impact Filming ("News Crew Style")				
<i>Generally less than 10 crew, 1 camera, sound and 1 light and not on the road, and no disruption to public access or services or parking requirements</i>				
Application Fee	Legislative	per booking	-	0%
▶ Low Impact Filming				
<i>11-25 crew, minimal vehicles, minimal equipment/lighting, small unit base</i>				
Application Fee	Legislative	per booking	150.00	0%
Site Inspection	Legislative	per booking	150.00	0%
Late Application Fee	Partial Cost	per booking	500.00	0%
<u>Parking Fees</u>				
Use of Ticket Parking (Monday - Friday)	Market	per car space per day	85.00	0%
Use of Ticket Parking (Saturday - Sunday)	Market	per car space per day	60.00	0%
▶ Medium Impact Filming				
<i>26-50 crew, max 10 trucks, some equipment, unit base</i>				
Application Fee	Legislative	per booking	300.00	0%
Site Inspection	Legislative	per booking	150.00	0%
Late Application Fee	Full Cost	per booking	1,000.00	0%
<u>Parking Fees</u>				
Use of Ticket Parking (Monday - Friday)	Market	per car space per day	85.00	0%
Use of Ticket Parking (Saturday - Sunday)	Market	per car space per day	60.00	0%
▶ High Impact Filming				
<i>More than 50 crew, more than 10 trucks, significant construction, extensive equipment, large unit base</i>				
Application Fee	Legislative	per booking	500.00	0%
Site Inspection	Legislative	per booking	150.00	0%
Late Application Fee	Full Cost	per booking	1,000.00	0%
<u>Parking Fees</u>				
Use of Ticket Parking (Monday - Friday)	Market	per car space per day	85.00	0%
Use of Ticket Parking (Saturday - Sunday)	Market	per car space per day	60.00	0%
▶ City of Sydney as a Tourist Destination				
<i>When the production's primary purpose is to highlight the City of Sydney as a tourist destination</i>				
Application Fee	Zero	per booking	-	0%
Site Inspection	Zero	per booking	-	0%
<u>Parking Fees</u>				
Use of Ticket Parking (Monday - Friday)	Market	per car space per day	by negotiation	0%
Use of Ticket Parking (Saturday - Sunday)	Market	per car space per day	by negotiation	0%
▶ Parking Only				
<i>When filming in private property and parking is required</i>				
Application Fee	Legislative	per booking	150.00	0%
<u>Parking Fees</u>				
Use of Ticket Parking (Monday - Friday)	Market	per car space per day	85.00	0%
Use of Ticket Parking (Saturday - Sunday)	Market	per car space per day	60.00	0%
▶ Traffic Control Assessment				
Low (Partial Road Closure - stop/slow traffic control on local or council managed road - Police consultation required)	Legislative	per assessment	100.00	0%
Medium (Partial Road Closure - stop/slow traffic control on a multi-lane or state road - Police and RTA consultation required)	Legislative	per assessment	300.00	0%
Road Closure fees and charges are subject to Traffic Committee Approval and appear under Street Events in these Fees and Charges.				
▶ Miscellaneous Charges				
Site Supervision (Minimum 4 hour call out)	Market	per hour	80.00	0%
Hire of Erskine Street Compound	Market	per day	by negotiation	0%
Catering in Park or Open Space if filming in Private Property	Market	per hour	105.00	0%

ATTACHMENT A

Service Description	Pricing Code	Unit of Measure	Fee \$	GST
VENUE HIRE				
<i>Venue Hire Fees and associated charges relating to Sydney Town Hall, Town Hall House, Paddington Town Hall and the Barnet Long Room at Customs House are detailed in Appendix 1</i>				
▶▶ PUBLIC LIABILITY INSURANCE (ALL VENUES)				
<i>All parties hiring City facilities are required to provide proof of \$10million Public Liability Insurance before booking can be confirmed. Individuals and small community groups unable to provide insurance cover, may make application to be covered under the City's Community Engagement Liability Policy at the following fee rates</i>				
▶ Level 1				
Venue Booking Fees < \$400 excl GST	Partial Cost	per booking	30.00	10%
▶ Level 2				
Venue Booking Fees between \$400 and \$1600 excl GST	Partial Cost	per booking	110.00	10%
▶ Level 3				
Venue Booking Fees >\$1600 excl GST	Partial Cost	per booking	225.00	10%
▶▶ CUSTOMS HOUSE - Room Hire				
<i>(Excluding Barnet Long Room)</i>				
▶ Red Room, Exhibition Space, Atrium				
<i>Venues may be available to hire in special circumstances upon application</i>				
<u>Room Hire</u>				
Room Hire	Market	by negotiation	Fee + GST	10%
▶▶ MARKETS				
▶ Ongoing Markets				
<u>Applicaton Fee</u>				
Registered NFP Operator	Market	per application	100.00	0%
Commercial Operator	Market	per application	200.00	0%
<u>Venue Hire</u>				
Registered NFP Operator - 10% of gross stall holder fees (New markets attract no fee for the first 12 months of operation)	Market	per booking	Fee + GST	10%
Commercial Operator - 20% of gross stall holder fees	Market	per booking	Fee + GST	10%
<u>Site Maintenance Fee</u>				
By Negotiation	Market	per booking	Fee + GST	10%
COMMUNITY HALL HIRE				
ALEXANDRIA TOWN HALL				
▶▶ REDFERN TOWN HALL				
ERSKINEVILLE TOWN HALL				
GLEBE TOWN HALL				
▶ Security Deposit				
Deposit - Keys	Security Deposit	per booking	35.00	0%
▶ Security Deposit (standard/private bookings)				
Deposit - Refundable	Security Deposit	per booking	500.00	0%
▶ Security Deposit (commercial bookings)				
Deposit - Refundable	Security Deposit	per booking	1,000.00	0%
▶ Main Hall at all above (excluding Glebe Town Hall)				
Monday to Friday - before 5pm	Market	per hour	53.00	10%
Monday to Friday - after 5.00 pm, Weekends and Public Holidays	Market	per hour	79.50	10%
Day Rate (Monday to Friday, 9am - 5pm only)	Market	per day	318.00	10%
Weekend Full Day Rate (Saturday, Sunday or Public Holiday to Midnight)	Market	per day	795.00	10%
▶ Main Hall - Glebe Town Hall only				
Monday to Friday - before 5pm	Market	per hour	63.00	10%
Monday to Friday - after 5pm, Weekends and Public Holidays	Market	per hour	95.00	10%
Day Rate Midweek (9am - 5pm only)	Market	per day	378.00	10%
Weekend booking rate	Market	per day	1,185.00	10%
▶ Meeting Room (at all the above)				
Monday to Friday - before 5.00 pm	Market	per hour	32.00	10%
Monday to Friday - after 5.00 pm, Weekends and Public Holidays	Market	per hour	50.00	10%
Day Rate (Monday to Friday, 9am - 5pm only)	Market	per day	192.00	10%
Weekend Full Day Rate (Saturday, Sunday or Public Holiday to Midnight)	Market	per day	500.00	10%

ATTACHMENT A

Service Description	Pricing Code	Unit of Measure	Fee \$	GST
COMMUNITY HALL HIRE				
ALEXANDRIA TOWN HALL				
REDFERN TOWN HALL				
ERSKINEVILLE TOWN HALL				
GLEBE TOWN HALL				
▶ Small Hall (at all the above)				
Monday to Friday - before 5.00 pm	Market	per hour	45.00	10%
Monday to Friday - after 5.00 pm, Weekends and Public Holidays	Market	per hour	63.50	10%
Day Rate (Monday to Friday, 9am - 5pm only)	Market	per day	270.00	10%
Weekend Full Day Rate (Saturday, Sunday or Public Holiday to Midnight)	Market	per day	635.00	10%
▶ Chamber Hall A or B (half hall) - Glebe Town Hall only				
Monday to Friday - before 5.00 pm	Market	per hour	38.00	10%
Monday to Friday - after 5.00 pm, Weekends and Public Holidays	Market	per hour	49.00	10%
Midweek Day Rate (9am - 5pm only)	Market	per day	228.00	10%
Weekend Full Day Rate (Saturday, Sunday or Public Holiday to Midnight)	Market	per day	490.00	10%
▶▶ ABRAHAM MOTT HALL				
▶ Security Deposit				
Deposit - Refundable	Security Deposit	per booking	500.00	0%
▶ Standard				
Monday to Friday - up to 5.00pm	Market	per hour	53.00	10%
Monday to Friday after 5.00pm, Weekends and Public Holidays	Market	per hour	79.50	10%
Day Rate (9am - 5pm only)	Market	per day	318.00	10%
Weekend Full Day Rate (Saturday, Sunday or Public Holiday to Midnight)	Market	per day	795.00	10%
▶▶ PETER FORSYTHE AUDITORIUM				
▶ Security Deposit				
Deposit - Refundable	Security Deposit	per booking	170.00	0%
▶ Standard				
Weekdays to 5pm	Market	per hour	55.50	10%
Weekdays after 5pm and weekends	Market	per hour	61.00	10%
▶▶ BROWN ST, NEWTOWN				
▶ Security Deposit				
Deposit - Refundable	Security Deposit	per booking	500.00	0%
▶ Standard				
Monday to Friday - up to 5.00 pm	Market	per hour	45.00	10%
Monday to Friday after 5.00pm, Weekends and Public Holidays	Market	per hour	63.50	10%
Day Rate (Monday to Friday, 9am - 5pm only)	Market	per day	270.00	10%
Weekend Full Day Rate (Saturday, Sunday or Public Holiday to Midnight)	Market	per day	635.00	10%
▶▶ GREEN SQUARE COMMUNITY HALL				
▶ Security Deposit				
Deposit - Refundable	Security Deposit	per booking	500.00	0%
▶ Standard				
Monday to Friday - up to 5.00 pm	Market	per hour	45.00	10%
Monday to Friday after 5.00pm, Weekends and Public Holidays	Market	per hour	63.50	10%
Day Rate (Monday to Friday, 9am - 5pm only)	Market	per day	270.00	10%
Weekend Full Day Rate (Saturday, Sunday or Public Holiday to Midnight)	Market	per day	635.00	10%
▶▶ BENLEDI COMMUNITY ROOM				
▶ Standard				
Monday to Friday - up to 5.00 pm	Market	per hour	45.00	10%
Monday to Friday after 5.00pm, Weekends and Public Holidays	Market	per hour	63.50	10%
Day Rate (Monday to Friday, 9am - 5pm only)	Market	per day	270.00	10%
Weekend Full Day Rate (Saturday, Sunday or Public Holiday to Midnight)	Market	per day	635.00	10%
▶▶ SYDNEY PARK PAVILLION (ALAN DAVIDSON FACILITY)				
▶ Security Deposit (standard/private bookings)				
Deposit - Refundable	Security Deposit	per booking	1,000.00	0%
▶ Security Deposit (commercial bookings)				
Deposit - Refundable	Security Deposit	per booking	1,500.00	0%
▶ Event Hours				
Standard Monday to Friday - per hour	Market	per hour	65.00	10%
Standard up to midnight (Weekends and Public Holidays)	Market	per hour	130.00	10%
▶ Standard Bulk Rates				
Day Rate Midweek (9am - 5pm only)	Market	per booking	390.00	10%
Weekend Full Day Rate (Saturday, Sunday or Public Holiday 8am to Midnight)	Market	per booking	1,300.00	10%

ATTACHMENT A

Service Description	Pricing Code	Unit of Measure	Fee \$	GST
COMMUNITY HALL HIRE				
CLIFF NOBLE CENTRE				
BOOLER COMMUNITY CENTRE				
C.A.R.E.S FACILITY				
HARRY JENSEN CENTRE(per room/area)				
ABRAHAM MOTT ACTIVITY CENTRE				
▶▶ JOSEPH SARGEANT CENTRE				
REDFERN OVAL COMMUNITY ROOM				
REG MURPHY CENTRE				
RON WILLIAMS CENTRE				
ST HELENS COMMUNITY CENTRE				
SYDNEY PARK COMMUNITY ROOM				
▶ Security Deposit				
Deposit - Keys	Security Deposit	per booking	35.00	0%
▶ Security Deposit				
Standard Rate	Security Deposit	per hire	300.00	0%
Community Rate	Security Deposit	per hire	150.00	0%
▶ Centre Hire				
Monday to Friday before 5pm	Partial Cost	per hour	42.00	10%
Monday to Friday After 5.00pm, Weekends and Public Holidays	Partial Cost	per hour	46.00	10%
Day Rate (Monday to Friday 9am - 5pm only)	Market	per day	252.00	10%
Weekend Full Day Rate (Saturday, Sunday or Public Holiday 8am to Midnight)	Market	per day	460.00	10%
▶▶ THE REX CENTRE				
▶ Security Deposit				
Deposit	Security Deposit	per booking	500.00	0%
▶ Standard				
Monday to Friday before 5.00pm	Market	per hour	53.00	10%
Monday to Friday after 5pm, Weekends and Public Holidays	Market	per hour	60.00	10%
Day Rate Midweek (9am - 5pm only)	Market	per day	318.00	10%
Weekend Full Day Rate (Saturday, Sunday or Public Holiday 8am to Midnight)	Market	per day	600.00	10%
▶▶ TOTE BUILDING COMMUNITY SPACE				
▶ Security Deposit				
Deposit - Refundable	Security Deposit	per booking	300.00	0%
Deposit - Key	Security Deposit	per booking	35.00	0%
▶ Main Room				
<u>Standard Hire</u>				
Monday to Friday before 5pm	Market	per hour	42.00	10%
Monday to Friday After 5pm, Weekends and Public Holidays	Market	per hour	46.00	10%
Day Rate (Midweek 9am - 5pm only)	Market	per day	252.00	10%
Weekend Full Day Rate (9am to 10pm)	Market	per day	460.00	10%
▶ Meeting Room				
<u>Standard Hire</u>				
Monday to Friday before 5pm	Market	per hour	21.00	10%
Monday to Friday After 5pm, Weekends and Public Holidays	Market	per hour	23.00	10%
Day Rate (Midweek 9am - 5pm only)	Market	per day	126.00	10%
Weekend Full Day Rate (Saturday, Sunday or Public Holiday 9am to 10pm)	Market	per day	230.00	10%
▶▶ EAST SYDNEY COMMUNITY ARTS CENTRE				
▶ Security Deposit				
Standard	Security Deposit	per booking	300.00	0%
Community	Security Deposit	per booking	150.00	0%
▶ Room Hire				
Monday to Friday before 5pm	Market	per hour	53.00	10%
Monday to Friday after 5pm, Weekends and Public Holidays	Market	per hour	60.00	10%
Day Rate (Monday to Friday, 9am - 5pm only)	Market	per day	318.00	10%
Weekend Full Day Rate (Saturday, Sunday or Public Holiday 8am to close)	Market	per day	600.00	10%
▶▶ DARLINGHURST COMMUNITY SPACE				
▶ Security Deposit				
Standard	Security Deposit	per booking	500.00	0%
Community	Security Deposit	per booking	250.00	0%
▶ Room Hire				
Monday to Friday before 5pm	Market	per hour	42.00	10%
Monday to Friday after 5pm, Weekends and Public Holidays	Market	per hour	46.00	10%
Day Rate (Monday to Friday, 9am - 5pm only)	Market	per day	252.00	10%
Weekend Full Day Rate (Saturday, Sunday or Public Holiday 8am to close)	Market	per day	460.00	10%

ATTACHMENT A

Service Description	Pricing Code	Unit of Measure	Fee \$	GST
COMMUNITY HALL HIRE				
▶▶ HAROLD PARK TRAMSHED COMMUNITY SPACE				
▶ Security Deposit				
Standard	Security Deposit	per booking	500.00	0%
Community	Security Deposit	per booking	250.00	0%
▶ Room Hire				
Monday to Friday before 5pm	Market	per hour	63.00	10%
Monday to Friday after 5pm, Weekends and Public Holidays	Market	per hour	95.00	10%
Day Rate (Monday to Friday, 9am - 5pm only)	Market	per day	378.00	10%
Weekend Full Day Rate (Saturday, Sunday or Public Holiday 8am to close)	Market	per day	1,185.00	10%
▶▶ JOYNTON PARK KIOSK				
▶ Security Deposit				
Key Deposit	Security Deposit	per booking	35.00	0%
Standard	Security Deposit	per booking	250.00	0%
Community	Security Deposit	per booking	100.00	0%
▶ Room Hire				
Standard Rate - per hour	Market	per hour	30.00	10%
Day Rate (Monday to Friday, 9am - 5pm only)	Market	per day	180.00	10%
▶▶ FRANKLYN PARK COMMUNITY SPACE				
▶ Security Deposit				
Key Deposit	Security Deposit	per booking	35.00	0%
Standard	Security Deposit	per booking	250.00	10%
Community	Security Deposit	per booking	125.00	0%
▶ Room Hire				
Standard Rate - per hour	Market	per hour	30.00	10%
Day Rate (Monday to Friday, 9am - 5pm only)	Market	per day	180.00	10%
Community	Partial Cost	per booking	0.00 - 15.00	10%
▶▶ GREEN SQUARE COMMUNITY SPACE				
▶ Security Deposit				
Standard	Security Deposit	per booking	300.00	0%
Community/Not for Profit	Security Deposit	per booking	150.00	0%
Deposit - Key	Security Deposit	per booking	35.00	0%
▶ Main Room				
<u>Standard Hire</u>				
Monday to Friday before 5pm	Market	per hour	42.00	10%
Monday to Friday After 5pm, Weekends and Public Holidays	Market	per hour	46.00	10%
Day Rate (Midweek 9am - 5pm only)	Market	per day	252.00	10%
Weekend Full Day Rate (9am - 10pm)	Market	per day	460.00	10%
<u>Community Hire</u>				
Monday to Friday before 5pm	Partial Cost	per hour	21.00	10%
Monday to Friday after 5pm, Weekends and Public Holidays	Partial Cost	per hour	23.00	10%
Day Rate (Midweek 9am - 5pm only)	Partial Cost	per day	126.00	10%
Weekend Full Day Rate (9am - 10pm)	Partial Cost	per day	230.00	10%
▶ Outdoor Room				
<u>Standard Hire</u>				
Monday to Friday before 5pm	Market	per hour	55.00	10%
Monday to Friday 5pm - 10pm, Weekends and Public Holidays	Market	per hour	60.00	10%
Day Rate (Midweek 9am - 5pm)	Market	per day	330.00	10%
Weekend Full Day Rate (9am - 10pm)	Market	per day	620.00	10%
<u>Community Hire</u>				
Monday to Friday before 5pm	Partial Cost	per hour	27.50	10%
Monday to Friday 5pm - 10pm, Weekends and Public Holidays	Partial Cost	per hour	30.00	10%
Day Rate (Midweek 9am - 5pm only)	Partial Cost	per day	165.00	10%
Weekend Full Day Rate (9am - 10pm)	Partial Cost	per day	310.00	10%

ATTACHMENT A

Service Description	Pricing Code	Unit of Measure	Fee \$	GST
COMMUNITY HALL HIRE				
▶▶ ADDITIONAL CHARGES				
<i>Applies to all Community Halls</i>				
▶ Community/Not for Profit Organisations				
50% Discount applies to standard hire fee. Further discounts available to community groups on application only (conditions apply)	Partial Cost	per booking	Fee + GST	10%
▶ Additional Charges				
Elections - Election Day surcharge	Full Cost	per election	1,140.00	10%
Cleaning Fee	Market	per booking	Fee + GST	10%
Security Fee - quoted upon request	Market	per booking	Fee + GST	10%
Room set up - quoted upon request	Market	per booking	Fee + GST	10%
Portable PA - security bond	Security Deposit	per booking	250.00	0%
Commercial Kitchen surcharge (Fee plus 25%)	Market	per booking	Fee + GST	10%
Weddings Surcharge (Fee plus 10%)	Market	per booking	Fee + GST	10%
Lighting Rig Operator (Glebe Town Hall only) - on quotation	Market	per booking	Fee + GST	10%
Additional Site Inspections (two included per booking)	Full Cost	per booking	75.00	10%
▶ Student Rate				
Discounts available to students for music rehearsals at selected venues (on application only)	Partial Cost	per booking	Fee + GST	10%
COMMUNITY CENTRES				
▶▶ SURRY HILLS LIBRARY & COMMUNITY CENTRE				
▶ Security Deposit				
Standard Rate	Security Deposit	per hire	500.00	0%
Community Rate	Security Deposit	per hire	100.00	0%
▶ Function Room Hire				
Standard Rate (8am - 5pm)	Market	per hour	51.50	10%
Local Community / Not for Profit Organisations (8am - 5pm)	Partial Cost	per hour	25.75	10%
Standard Rate (Sun-Wed 5pm-midnight)	Market	per hour	103.00	10%
Local Community / Not for Profit Organisations (Sun-Wed 5pm-midnight)	Partial Cost	per hour	25.75	10%
Standard Rate (Thurs-Sat 5pm-midnight)	Market	per hour	206.00	10%
Local Community / Not for Profit Organisations (Thurs-Sat 5pm-midnight)	Partial Cost	per hour	51.50	10%
Commercial Bookings - Bump In/Out	Market	per hour	30.00	10%
Security staff for evenings	Market	per officer per hour	70.00	10%
▶▶ REDFERN COMMUNITY CENTRE				
▶ Computer Room				
Fee	Zero	per hour	-	10%
▶ Centre Hire				
Community	Partial Cost	per hour	0.00 - 19.50	10%
<u>Meeting/Activity room</u>				
Standard	Partial Cost	per hour	31.25	10%
<u>Performance Space/Youth Space</u>				
Standard	Partial Cost	per hour	51.50	10%
▶ Centre After Hours Hire				
After Hours Caretaker Fee - Saturday	Partial Cost	per hour	48.85	10%
After Hours Caretaker Fee - Sunday & Public Holiday	Partial Cost	per hour	86.90	10%
▶ Studio Equipment				
PA Operator	Full Cost	per hour	43.70	10%
Small Equipment- concession/community rate - amps, mics etc	Partial Cost	per day	0.00 - 21.60	10%
Studio Ticket Training - Community	Partial Cost	per course	0.00 - 33.00	10%
Studio Ticket Training - Standard	Partial Cost	per course	55.00	10%
▶ Studio Use				
Community Groups Studio use	Partial Cost	per hour	0.00 - 19.50	10%
Standard Studio use (commercial/government)	Partial Cost	per hour	51.50	10%
Studio Operator - Senior	Full Cost	per hour	68.90	10%
Studio Operator - Basic	Full Cost	per hour	45.25	10%

ATTACHMENT A

Service Description	Pricing Code	Unit of Measure	Fee \$	GST
RECREATION / COMMUNITY CENTRES				
▶▶ ULTIMO COMMUNITY CENTRE				
▶ Court Hire - Community				
3/4 Court- Basketball/ Netball/ Volleyball	Partial Cost	per hour	24.00	10%
Outdoor full court	Partial Cost	per hour	17.50	10%
▶ Court Hire - Standard				
3/4 Court- Basketball/ Netball/ Volleyball	Market	per hour	35.00	10%
Outdoor full court	Market	per hour	24.50	10%
3/4 Court - Casual use per person	Market	per hour	4.00	10%
▶ School Sports/Competition				
Sports Competition	Market	per comp	510.00	10%
Sports Competition - Weekly Fee	Market	per week	51.00	10%
▶ Venue Hire				
<u>Art/ Craft - Group hire rate</u>				
Community Rate	Partial Cost	per hour	17.50	10%
Standard Rate	Market	per hour	35.00	10%
<u>Jack Byrne Hall Hire</u>				
Community Rate	Partial Cost	per hour	35.00	10%
Standard Rate	Market	per hour	75.00	10%
<u>Jack Byrne Hall Hire - After Hours</u>				
Community Rate	Partial Cost	per hour	67.00	10%
Standard Rate	Market	per hour	160.00	10%
<u>Littlebridge Hall Hire</u>				
Community Rate	Partial Cost	per hour	35.00	10%
Standard Rate	Market	per hour	60.00	10%
<u>Littlebridge Hall Hire - After hours</u>				
Community Rate	Partial Cost	per hour	65.00	10%
Standard Rate	Market	per hour	120.00	10%
<u>Seminar Rooms 1 & 2</u>				
Community Rate	Partial Cost	per hour	35.00	10%
Standard Rate	Market	per hour	46.00	10%
<u>Seminar Rooms 1 & 2 - After Hours</u>				
Community Rate	Partial Cost	per hour	63.00	10%
Standard Rate	Market	per hour	90.00	10%
<u>Courtyard</u>				
Area 1	Market	per hour	35.00	10%
Area 2	Market	per hour	35.00	10%
▶ Equipment Hire				
Equipment Hire	Partial Cost	each	0.60 - 25.00	10%
▶ Minor Equipment Sales				
Equipment Sales (at market rate)	Full Cost	each	Fee + GST	10%
▶ Social Table Tennis				
Casual Hire	Market	per hour	4.60	10%
▶ Other Gymnasium Fees				
Initial/First Visit Fee	Zero	each	-	10%
5 day trial offer	Zero	each	-	10%
▶▶ PYRMONT COMMUNITY CENTRE				
▶ Gymnasium - Standard				
6 month membership	Market	each	220.00	10%
3 month membership	Market	each	165.00	10%
1 month membership	Market	each	59.00	10%
10 visit pass	Market	each	77.00	10%
Casual visit	Market	each	8.00	10%
▶ Gymnasium - Community				
6 month membership	Partial Cost	each	90.00	10%
3 month membership	Partial Cost	each	52.50	10%
1 month membership	Market	each	18.00	10%
10 visit pass	Zero	each	-	10%
Casual visit	Partial Cost	each	4.50	10%
▶ Other Gymnasium Fees				
Fitness Assessment and Fitness Program	Market	each	49.00	10%
Initial/First Visit Fee	Zero	each	-	10%
5 day trial offer	Zero	each	-	10%

ATTACHMENT A

Service Description	Pricing Code	Unit of Measure	Fee \$	GST
RECREATION / COMMUNITY CENTRES				
▶▶ PYRMONT COMMUNITY CENTRE				
▶ Court Hire - Community				
Outdoor Full Court	Market	per hour	17.50	10%
Casual Court Use - per person	Market	per use	4.50	10%
▶ Court Hire - Standard				
Outdoor Full Court	Market	per hour	23.00	10%
Casual Court Use - per person	Market	per use	4.50	10%
▶ School Sports/Competition				
<u>Competition Team Fee - Senior - Basketball/Netball/Volleyball</u> Fee	Partial Cost	per comp	350.00	10%
▶ Pottery Class				
<u>Community</u>				
Casual	Partial Cost	each	15.00	10%
Book of 5 tickets	Partial Cost	each	52.00	10%
<u>Standard</u>				
Casual	Partial Cost	each	18.00	10%
Book of 5 tickets	Partial Cost	each	74.00	10%
▶ Venue Hire				
<u>Large area</u>				
Community Rate	Market	per hour	27.00	10%
Standard Rate	Market	per hour	35.00	10%
<u>Small area</u>				
Community Rate	Market	per hour	19.50	10%
Standard Rate	Market	per hour	28.00	10%
▶ Equipment Hire & Sales				
Equipment Hire	Partial Cost	each	0.60 - 25.00	10%
Locker Hire	Market	each	3.20	10%
Equipment Sales (at market rate)	Market	each	Fee + GST	10%
▶▶ PINE STREET CREATIVE ARTS CENTRE				
▶ Adults 2D Program				
<u>Adults 2D 8 Week Program</u>				
2D Adult 8 week program (inc some materials)	Partial Cost	per person	310.00	10%
2D Adult 8 week program - Concession (inc some materials)	Partial Cost	per person	240.00	10%
<u>Adults 2D 6 Week Program</u>				
2D Adult 6 week program (inc some materials)	Partial Cost	per person	200.00	10%
2D Adult 6 week program - Concession (inc some materials)	Partial Cost	per person	150.00	10%
<u>Adults 2D Weekend Programs</u>				
2D Adult Weekend Workshops (6hr sessions)	Partial Cost	per person	140.00	10%
2D Adult Weekend Workshops - Concession (6hr sessions)	Partial Cost	per person	105.00	10%
2D Adult Weekend Workshops (3hr sessions)	Partial Cost	per person	70.00	10%
2D Weekend Workshops Concession (3hr sessions)	Partial Cost	per person	55.00	10%
<u>Adults 2D Masterclass Programs</u>				
2D Masterclass Workshops (6hr sessions)	Partial Cost	per person	225.00	10%
2D Masterclass Workshops Concession (6hr sessions)	Partial Cost	per person	170.00	10%
▶ Adults Ceramic Program				
<u>Adult Ceramics 8 Week Program</u>				
Ceramics Adult 8 week program (inc some materials)	Partial Cost	per person	315.00	10%
Ceramics Adult 8 week program - Concession (inc some materials)	Partial Cost	per person	240.00	10%
<u>Adult Ceramics 6 Week Program</u>				
Ceramics Adult 6 week program (inc some materials)	Partial Cost	per person	245.00	10%
Ceramics Adult 6 week program - Concession (inc some materials)	Partial Cost	per person	185.00	10%
<u>Adult Ceramics 4 Week Program</u>				
Ceramics Adult 4 week program (inc some materials)	Partial Cost	per person	185.00	10%
Ceramics Adult 4 week pro - Concession (inc some materials)	Partial Cost	per person	140.00	10%
<u>Adult Ceramics Weekend Program</u>				
Ceramics Weekend Workshops (6hr sessions)	Partial Cost	per person	145.00	10%
Ceramics Weekend Workshops - Concession (6hr sessions)	Partial Cost	per person	110.00	10%
Ceramics Weekend Workshops (3hr sessions)	Partial Cost	per person	75.00	10%
Ceramics Weekend Workshops - Concession (3hr sessions)	Partial Cost	per person	60.00	10%
<u>Adult Ceramics Masterclass Program</u>				
Ceramics Masterclasses (1 x day - 6hr sessions)	Partial Cost	per person	195.00	10%
Ceramics Masterclasses - Concession (1 x day - 6hr sessions)	Partial Cost	per person	140.00	10%

Service Description	Pricing Code	Unit of Measure	Fee \$	GST
RECREATION / COMMUNITY CENTRES				
▶ PINE STREET CREATIVE ARTS CENTRE				
▶ Adults Printmaking				
<u>Adult Printmaking 8 Week Program</u>				
Printmaking Adult 8 week program (inc some materials)	Partial Cost	per person	310.00	10%
Printmaking Adult 8 week program - Concession (inc some materials)	Partial Cost	per person	235.00	10%
<u>Adult Printmaking 6 Week Program</u>				
Printmaking Adult 6 week program (inc some materials)	Partial Cost	per person	240.00	10%
Printmaking Adult 6 week program - Concession (inc some materials)	Partial Cost	per person	180.00	10%
<u>Adult Printmaking Weekend Program</u>				
Printmaking Weekend Workshops (6hr sessions)	Partial Cost	per person	140.00	10%
Printmaking Weekend Workshops - Concession (6hr sessions)	Partial Cost	per person	105.00	10%
Printmaking Weekend Workshops (3hr sessions)	Partial Cost	per person	70.00	10%
Printmaking Weekend Workshops - Concession (3hr sessions)	Partial Cost	per person	55.00	10%
<u>Adult Printmaking Masterclass Program</u>				
Printmaking Masterclasses (1 x day - 6hr sessions)	Partial Cost	per person	195.00	10%
Printmaking Masterclasses - Concession (1 x day - 6hr sessions)	Partial Cost	per person	140.00	10%
▶ Adults Jewellery Programs				
<u>Adult Jewellery 8 Week Program</u>				
Jewellery Adult (inc some materials)	Partial Cost	per person	310.00	10%
Jewellery Adult - Concession (inc some materials)	Partial Cost	per person	235.00	10%
<u>Adult Jewellery 6 Week Program</u>				
Jewellery Adult (inc some materials)	Partial Cost	per person	240.00	10%
Jewellery Adult - Concession (inc some materials)	Partial Cost	per person	180.00	10%
<u>Adult Jewellery Weekend Program</u>				
Jewellery Weekend Workshops (6hr sessions)	Partial Cost	per person	140.00	10%
Jewellery Weekend Workshops - Concession (6hr sessions)	Partial Cost	per person	105.00	10%
Jewellery Weekend Workshops (3 hr sessions)	Partial Cost	per person	70.00	10%
Jewellery Weekend Workshops - Concession (3hr sessions)	Partial Cost	per person	55.00	10%
<u>Adult Jewellery Masterclass Program</u>				
Jewellery Masterclasses (1 x day - 6hr sessions)	Partial Cost	per person	225.00	10%
Jewellery Masterclasses - Concession (1 x day - 6hr sessions)	Partial Cost	per person	170.00	10%
▶ Adults Digital Programs				
<u>Adult Digital 8 Week Program</u>				
Digital Adult (inc some materials)	Partial Cost	per person	310.00	10%
Digital Adult - Concession (inc some materials)	Partial Cost	per person	235.00	10%
<u>Adult Digital 6 Week Program</u>				
Digital Adult (inc some materials)	Partial Cost	per person	240.00	10%
Digital Adult - Concession (inc some materials)	Partial Cost	per person	180.00	10%
<u>Weekend Program</u>				
Digital Weekend Workshops (6hr session)	Partial Cost	per person	140.00	10%
Digital Weekend Workshops - Concession (6hr sessions)	Partial Cost	per person	105.00	10%
Digital Workshops (3hr session)	Partial Cost	per person	70.00	10%
Digital Workshops - Concession (3hr sessions)	Partial Cost	per person	55.00	10%
<u>Adult Digital Masterclass Program</u>				
Digital Masterclasses (1 x day - 6hr sessions)	Partial Cost	per person	195.00	10%
Digital Masterclasses - Concession (1 x day - 6hr sessions)	Partial Cost	per person	140.00	10%
▶ Outreach Program				
Outreach Casual Weekday Access	Partial Cost	per person	7.50	10%
Outreach Term Programs	Partial Cost	per person	60.00	10%
Outreach Tutor Rate	Partial Cost	per hour	50.00	10%
▶ Children & Youth Programs				
<u>Holiday Program</u>				
Per Full Day Session	Partial Cost	per person	75.00	10%
Per Part Day Session	Partial Cost	per person	55.00	10%
<u>Children's After School Program</u>				
Children's After School Program	Partial Cost	per person	200.00	10%
Children's After School Program - Concession	Partial Cost	per person	150.00	10%
<u>Late Fees</u>				
Fee for late pick up of children from workshops	Partial Cost	flat fee	15.00	10%
▶ Gallery Hire - (3 weeks minimum)				
Gallery Solo Artist Exhibition	Partial Cost	per week	350.00	10%
Gallery Organisation/Group Exhibition	Partial Cost	per week	700.00	10%
▶ Gallery Hire - One Off Event				
Staffing Fee (Weekday)	Partial Cost	per hour	50.00	10%
Gallery Staffing Fee (Evening/Weekend)	Partial Cost	per hour	70.00	10%

ATTACHMENT A

Service Description	Pricing Code	Unit of Measure	Fee \$	GST
RECREATION / COMMUNITY CENTRES				
▶ PINE STREET CREATIVE ARTS CENTRE				
▶ Digital Studio Hire				
Studio Hire Community/NFP Rate	Partial Cost	per hour	40.00	10%
Studio Hire Commercial Rate	Partial Cost	per hour	70.00	10%
▶ Studio Hire				
Studio Hire Individual Rate	Partial Cost	per hour	20.00	10%
Studio Hire Community/NFP Rate	Partial Cost	per hour	25.00	10%
Studio Hire Commercial Rate	Partial Cost	per hour	50.00	10%
Art Tutor Rate	Partial Cost	per hour	50.00	10%
▶ Markets and Other Events				
Stall Hire Fees	Market	per unit	0.00 - 500.00	10%
Merchandise	Full Cost	each	0.00 - 500.00	10%
Studio Workshop Program (General)	Partial Cost	per person	0.00 - 500.00	10%
Taster Series	Partial Cost	per person	0.00 - 500.00	10%
▶ JUANITA NIELSEN CENTRE (WOOLLOOMOOLOO)				
<i>Participants in the Fitness Centre are required to be 16 years and over</i>				
▶ Gymnasium - Community				
<i>Both Fitness Centre & Studio Program</i>				
6 month membership	Partial Cost	per person	88.00	10%
3 month membership	Partial Cost	per person	51.50	10%
1 month membership	Partial Cost	per person	17.50	10%
10 Visit Pass	Partial Cost	per person	38.00	10%
Casual visit	Partial Cost	per visit	4.50	10%
▶ Gymnasium - Standard				
<i>Both Fitness Centre & Studio Program</i>				
6 month membership	Partial Cost	per person	305.00	10%
3 month membership	Partial Cost	per person	175.00	10%
1 month membership	Partial Cost	per person	75.00	10%
10 Visit Pass	Partial Cost	per person	100.00	10%
Casual visit	Partial Cost	per visit	10.50	10%
▶ Other Gymnasium Fees				
Initial/First Visit Fee	Zero	each	-	10%
5 day trial offer	Zero	each	-	10%
▶ Gymnasium - Off peak restricted hours				
6 month membership	Partial Cost	per person	152.50	10%
3 month membership	Partial Cost	per person	87.50	10%
1 month membership	Partial Cost	per person	37.50	10%
▶ Equipment Hire and Sales				
Equipment Hire	Partial Cost	each	0.60 - 25.00	10%
Equipment Sales (at market rates)	Market	each	Fee + GST	10%
▶ Community				
Indoor Studio Space	Partial Cost	per hour	80.00	10%
Indoor Art/meeting room	Partial Cost	per hour	40.00	10%
Dance Class	Market	per person	20.00	10%
<u>4 week program</u>				
Leisure & Learning Program - 4 week program	Partial Cost	per program	40.00	10%
<u>Drop in Classes</u>				
Leisure & Learning Program - Seminar/Workshop	Partial Cost	per seminar/workshop	10.00	10%
▶ Standard				
Indoor Studio Space	Partial Cost	per hour	50.00	10%
Indoor Art/meeting room	Partial Cost	per hour	30.00	10%
Dance Class	Partial Cost	per class	20.00	10%
Dance Class - 10 Visit Pass	Partial Cost	per 10 visits	150.00	10%
<u>4 week program</u>				
Leisure & Learning Program - 4 week program	Partial Cost	per program	140.00	10%
<u>Drop in Classes</u>				
Leisure & Learning Program - Drop In Class	Partial Cost	per person	17.00	10%
Leisure & Learning Program - Seminar/Workshop	Partial Cost	per seminar/workshop	10.00	10%
▶ Council Partnered Projects				
<u>Standard</u>				
Indoor Studio Space	Partial Cost	per hour	50.00	10%
▶ Other (user pays programs)				
Indoor Art/meeting room	Partial Cost	per hour	50.00	10%

ATTACHMENT A

Service Description	Pricing Code	Unit of Measure	Fee \$	GST
RECREATION / COMMUNITY CENTRES				
▶▶ KING GEORGE V RECREATION CENTRE				
<i>Health & Fitness fees may be discounted up to 30% for specific marketing initiatives</i>				
▶ Gymnasium - Standard				
Ezypay - 12 month (52 weeks)	Partial Cost	per fortnight	40.90	10%
12 month membership	Market	each	876.50	10%
Ezypay - Non-Contract	Market	per fortnight	48.10	10%
20 visit pass	Market	each	306.00	10%
Casual visit	Market	each	18.00	10%
▶ Gymnasium - Community				
12 month membership	Partial Cost	each	438.25	10%
Ezypay - Non-Contract	Partial Cost	per fortnight	24.05	10%
Ezypay - 12 month (52 weeks)	Partial Cost	per fortnight	20.45	10%
20 visit pass	Partial Cost	each	153.00	10%
Casual visit	Partial Cost	each	9.00	10%
▶ Other Gymnasium Fees				
Personal Trainer Fee - Individual	Market	per fortnight	323.00	10%
Initial/First Visit Fee	Zero	each	-	10%
5 day trial offer	Zero	each	-	10%
Membership Cancellation fee - as per terms & conditions	Partial Cost	each	Fee + GST	10%
Off-Peak Group Gym Hire (min 15 persons)	Market	per person	9.00	10%
▶ Court Hire - Community				
Basketball/Netball - Indoor full court	Partial Cost	per hour	53.25	10%
Basketball/Netball - Indoor half court	Partial Cost	per hour	27.75	10%
Volleyball Recreational	Partial Cost	per hour	39.40	10%
Badminton	Partial Cost	per hour	14.60	10%
Outdoor tennis	Partial Cost	per hour	20.40	10%
Outdoor full court - Futsal	Partial Cost	per hour	39.50	10%
Casual court use per person	Partial Cost	per hour	5.00	10%
▶ Court Hire - Standard				
Basketball/Netball - Indoor full court	Market	per hour	71.00	10%
Basketball/Netball - Indoor half court	Market	per hour	37.00	10%
Volleyball international	Market	per hour	140.50	10%
Volleyball recreational	Market	per hour	52.50	10%
Badminton	Market	per hour	19.50	10%
Outdoor tennis	Market	per hour	27.00	10%
Outdoor full court - Futsal	Market	per hour	52.70	10%
Casual court use per person	Market	per hour	5.00	10%
Casual basketball 10 Visit Pass	Market	each	41.00	10%
Special Event Court Hire - Indoor Court	Market	per hour	105.50	10%
Special Event Court Hire - Court Peak (11.30am - 2.30pm & 5.30pm - 10.30pm Mon to Fri, 9.00am - 1.00pm Sat)	Full Cost	per hour	218.15	10%
Special Event Court Hire - Outdoor Court	Market	per hour	79.00	10%
▶ Sports Competitions				
Senior Teams (Standard 16 Week Competition Entry Fee)	Market	per comp	1,038.00	10%
▶ Venue Hire				
Community Room - Standard	Market	per hour	49.45	10%
Community Room - Community Group	Partial Cost	per hour	36.40	10%
Fitness Centre Exercise Floor - Standard	Market	per hour	67.10	10%
Fitness Centre Exercise Floor - Community Group	Market	per hour	50.30	10%
▶ Equipment Hire				
Shower use (non program users)	Market	per use	3.00	10%
Locker Hire (non members)	Market	each	3.00	10%
Equipment Hire	Partial Cost	each	0.60 - 25.00	10%
▶ Minor Sports Equipment sales				
Equipment Sales (at market rates)	Market	per Item	Fee + GST	10%
FILMING AT COMMUNITY FACILITIES				
▶▶ COMMERCIAL FILMING				
Filming charges apply as per Filming on Council Streets, Parks and Open Space. Additional Venue Hire Rates apply. Refer to required Facility for applicable rates	-	-	Fee	0%

Service Description	Pricing Code	Unit of Measure	Fee \$	GST
AQUATIC & LEISURE FACILITIES				
▶ INDOOR FACILITIES				
<i>Access to Cook & Phillip Park and Ian Thorpe Aquatic Centre</i>				
<i>Definitions: Child < 3 years old free</i>				
<i>Adult = 16 years and over</i>				
<i>Concession = Children under 16, Full time students, holders of Commonwealth Health Care, Pensioner Concession or Seniors Health Cards</i>				
<i>Companion Card NSW holders = Free</i>				
▶ Pool Entry				
<u>Casual Entry</u>				
Adults	Market	each	7.40	10%
Concession	Partial Cost	each	5.60	10%
<u>Families</u>				
Family (2 adult, 2 children)	Market	per group	19.50	10%
Additional family member	Market	each	2.40	10%
<u>Swim/Steam/Sauna</u>				
Adult	Market	each	14.00	10%
Concession	Partial Cost	each	10.50	10%
<u>Swim/Steam/Sauna Multi Visit Pass (10 visit)</u>				
Adult	Market	per pass	129.70	10%
Concession	Partial Cost	per pass	97.30	10%
<u>Spectator</u>				
All ages	Partial Cost	each	3.40	10%
<u>360 City Access Card</u>				
Aquatic	Partial Cost	each	2.00	10%
Multi Visit Pass (10 Visit)	Partial Cost	per pass	20.00	10%
Hydro Class	Partial Cost	each	4.00	10%
Swimming Club	Partial Cost	each	2.00	10%
Fitness	Partial Cost	each	5.50	10%
<u>360 Go (Multi Visit Passes 20 visit)</u>				
Adult	Market	per pass	118.20	10%
Concession	Partial Cost	per pass	88.60	10%
▶ 360 Swim only Membership				
<i>Unlimited access to all five city operated swimming pools (swim only)</i>				
Joining Fee	Partial Cost	each	121.70	10%
Joining Fee Concession	Partial Cost	each	54.50	10%
Adult	Market	per fortnight	33.70	10%
Concession	Partial Cost	per fortnight	25.30	10%
▶ Other Fees				
Card/Band Replacement	Partial Cost	each	10.60	10%
▶ Schools (plus Lane Hire)				
DEC program LGA public schools only (no lane hire)	Partial Cost	each	2.00	10%
Teacher supervised lesson	Partial Cost	each	4.20	10%
Centre supervised lesson	Partial Cost	each	7.80	10%
▶ Lane Hire - Community (plus pool entry)				
25 metre	Partial Cost	per lane/hr	12.40	10%
50 metre	Partial Cost	per lane/hr	18.50	10%
Carnival Booking Fee (refundable) - maximum 6 lanes	Security Deposit	per booking	224.40	0%
▶ Lane Hire - Commercial (plus pool entry)				
25 metre	Partial Cost	per lane/hr	18.50	10%
50 metre	Partial Cost	per lane/hr	37.00	10%
Program Pool (Part of)	Partial Cost	per lane/hr	42.90	10%
Hydrotherapy Pool (Part of)	Partial Cost	per hr	203.20	10%
▶ Aquatic Programs				
Aquarobics classes	Market	per class	18.00	10%
Aquarobics Seniors	Market	per class	13.60	10%
Aquarobic Multi (10 visit pass)	Partial Cost	per pass	161.70	10%
Aquarobic Concession Multi (10 visit pass)	Partial Cost	per pass	123.60	10%
▶ Hydrotherapy Classes				
Adult	Partial Cost	per 45 mins	17.50	10%
Concession	Partial Cost	per 45 mins	8.60	10%
▶ Lockers (2 hours)				
Small	Market	per locker	2.00	10%
Large	Market	per locker	3.00	10%

ATTACHMENT A

Service Description	Pricing Code	Unit of Measure	Fee \$	GST
AQUATIC & LEISURE FACILITIES				
▶ INDOOR FACILITIES				
▶ Learn to Swim (Direct Debit and up-front payment options)				
1st child	Market	per fortnight	37.00	0%
2nd child	Partial Cost	per fortnight	35.00	0%
3rd child	Partial Cost	per fortnight	33.00	0%
<u>Private Lessons</u>				
Individual	Market	per 30 mins	51.00	0%
Double Private	Market	per 30 mins	74.50	0%
▶ Squads				
Casual Squad	Market	per hr	15.00	10%
<u>Squad Fees offered as monthly</u>				
Bronze (minimum 2 sessions per week)	Market	per month	110.40	10%
Silver (minimum 4 sessions per week)	Market	per month	135.40	10%
Gold (minimum 6 sessions per week)	Market	per month	146.90	10%
Holiday Swim Camp	Market	each	306.50	0%
▶ Health & Fitness Memberships				
<i>All memberships offered as fortnightly. Direct Debit and payment up-front options available</i>				
<u>360 Pro Membership Packages</u>				
<u>Joining Fees (includes assessment and exercise program)</u>				
Joining Fee	Partial Cost	each	118.40	10%
Joining Fee Concession	Partial Cost	each	53.00	10%
<u>Standard Package</u>				
Standard Package - Flexi Term	Market	per fortnight	53.40	10%
12 Plus + Package	Market	per fortnight	45.80	10%
<u>Family Package</u>				
Standard	Partial Cost	per fortnight	87.50	10%
Concession	Partial Cost	per fortnight	65.60	10%
<u>Teen Package</u>				
Fee	Partial Cost	per fortnight	25.60	10%
<u>Concession Package</u>				
Fee	Partial Cost	per fortnight	34.20	10%
<u>Corporate Package</u>				
Rates are negotiated based on maintaining a minimum number of memberships or casual attendances	Market	per fortnight	Fee + GST	10%
▶ Health and Fitness				
Casual	Market	each	20.30	10%
Concession	Market	each	15.20	10%
Multi Visit Pass (10 visit)	Market	per pass	183.20	10%
Multi Visit concession (10 visit)	Partial Cost	per pass	114.10	10%
Multi Visit Pass (20 Visit)	Market	per pass	325.70	10%
Multi Visit concession (20 visit)	Partial Cost	per pass	244.20	10%
<u>Personal Training</u>				
Single Session (30 mins)	Market	each	53.00	10%
Single Session (60 mins)	Market	each	90.20	10%
<u>Personal Training Multi Visit Passes</u>				
Single Session (30 mins x 10 pack)	Market	per pass	491.80	10%
Single Session (60 mins x 10 pack)	Market	per pass	836.30	10%
Single Session (30 min x 20 pack)	Market	per pass	901.70	10%
Single Session (60 min x 20 pack)	Market	per pass	1,524.90	10%
<u>Personal Training Package (Excludes Direct Debit membership)</u>				
1 Session per week (60 mins)	Market	per fortnight	144.30	10%
2 Sessions per week (60 mins)	Market	per fortnight	270.50	10%
3 Sessions per week (60 mins)	Market	per fortnight	378.20	10%
1 Session per week (30 mins)	Market	per fortnight	84.80	10%
2 Sessions per week (30 mins)	Market	per fortnight	159.00	10%
3 Sessions per week (30 mins)	Market	per fortnight	222.80	10%
<u>Group Personal Training Packages</u>				
<i>All personal training packages require membership</i>				
2 People (60 mins x 10 pack)	Market	per fortnight	965.40	10%
3 People (60 mins x 10 pack)	Market	per fortnight	1,234.00	10%
4+ People (60 mins x 10 pack)	Market	per fortnight	1,283.20	10%

ATTACHMENT A

Service Description	Pricing Code	Unit of Measure	Fee \$	GST
AQUATIC & LEISURE FACILITIES				
▶▶ INDOOR FACILITIES				
▶ Health and Fitness				
<u>Fitness Programs</u>				
4 weeks (8 sessions) Member	Market	each	102.00	10%
4 weeks (8 sessions) Non Member	Market	each	137.00	10%
6 weeks (12 sessions) Member	Market	each	153.50	10%
6 weeks (12 sessions) Non Member	Market	each	205.00	10%
8 weeks (16 sessions) Member	Market	each	205.00	10%
8 weeks (16 sessions) Non Member	Market	each	273.90	10%
10 weeks (20 sessions) Member	Market	each	256.40	10%
10 weeks (20 sessions) Non Member	Market	each	343.00	10%
12 weeks (24 sessions) Member	Market	each	307.90	10%
12 weeks (24 sessions) Non Member	Market	each	410.90	10%
▶ Sports Hall				
Casual adult	Market	each	7.40	10%
Casual Concession	Partial Cost	each	5.50	10%
▶ Match Fees including player registration (up to 15 players)				
Soccer	Market	each	832.20	10%
Netball	Market	each	832.20	10%
Volleyball	Market	each	832.20	10%
Mixed Basketball	Market	each	832.20	10%
Mens Basketball	Market	each	832.20	10%
▶ Court Hire				
Full Court	Market	per hr or part	40.50	10%
Half Court	Market	per hr or part	20.30	10%
▶ Meeting Room Hire				
Community Rate	Partial Cost	per hr	34.90	10%
Commercial Rate	Partial Cost	per hr	67.10	10%
▶ Birthday Parties				
Catered	Partial Cost	per person	37.00	10%
Non Catered	Partial Cost	per person	23.00	10%
▶ Car Parking (Ian Thorpe Aquatic)				
Lost Card Fee	Partial Cost	each	45.00	10%
1/2 hr - 1 hr	Partial Cost	per 1/2 hr	2.70	10%
1 hr - 1.5 hrs	Partial Cost	per 1/2 hr	3.90	10%
1.5 hrs - 2 hrs	Partial Cost	per 1/2 hr	6.60	10%
2 hrs - 2.5 hrs	Partial Cost	per 1/2 hr	11.30	10%
2.5 hrs - 3 hrs	Partial Cost	per 1/2 hr	12.60	10%
3 hrs - 3.5 hrs	Partial Cost	per 1/2 hr	15.20	10%
All Day Rate	Partial Cost	per day	45.00	10%
▶ Commercial Filming				
<i>Filming charges apply as per Filming on Council Streets, Parks and Open Space</i>				
Additional Venue Hire Rates by negotiation	Market	per hour	Fee	0%
▶▶ OUTDOOR FACILITIES				
<i>Access to Andrew (Boy) Charlton, Prince Alfred Park and Victoria Park Pools</i>				
<i>Definitions: Child <3 years old free</i>				
<i>Adult = 16years and over</i>				
<i>Concession = Children under 16, Full time students, holders of C'wealth Health Care, Pensioner Concession or Seniors Health Cards</i>				
<i>Companion Card NSW holders = Free</i>				
▶ Pool Entry				
<u>Casual Entry</u>				
Adult	Market	each	6.40	10%
Concession	Partial Cost	each	4.80	10%
<u>Families</u>				
Family (2 Adults/2 Children)	Partial Cost	each	18.00	10%
Additional Family member	Partial Cost	each	2.50	10%
<u>City 360 Access Card</u>				
Aquatic	Partial Cost	each	2.00	10%
Multi Visit Pass (10 Visit)	Partial Cost	per pass	20.00	10%
Swimming Club	Partial Cost	each	2.00	10%
Fitness	Partial Cost	each	5.50	10%
<u>Spectator</u>				
All ages	Partial Cost	each	3.40	10%

ATTACHMENT A

Service Description	Pricing Code	Unit of Measure	Fee \$	GST
AQUATIC & LEISURE FACILITIES				
▶ OUTDOOR FACILITIES				
▶ Pool Entry				
<u>360 Go (Multi-Visit Passes 20 visit)</u>				
Adult	Market	each	102.00	10%
Concession	Partial Cost	each	76.50	10%
<u>360 Active Swim only Membership</u>				
<i>Unlimited access to all outdoor swimming pools (swim only)</i>				
Joining Fee	Partial Cost	each	52.90	10%
Adult	Partial Cost	each/per fortnight	21.20	10%
Concession	Partial Cost	each/per fortnight	17.00	10%
▶ Schools (plus Lane Hire)				
DEC program LGA public schools only (no lane hire)	Partial Cost	each	2.00	10%
Teacher Supervised Lesson	Partial Cost	each	4.20	10%
Instructor Supervised Lesson	Partial Cost	each	7.00	10%
▶ Lane Hire (plus entry fee)				
Community	Partial Cost	per lane/ hr	18.50	10%
Commercial	Partial Cost	per lane/ hr	37.00	10%
Carnival Booking Fee (refundable) - maximum 6 lanes	Security Deposit	per booking	231.40	0%
▶ Learn to Swim				
1st Child	Market	per lesson	18.50	0%
2nd Child	Partial Cost	per lesson	17.50	0%
3rd Child	Partial Cost	per lesson	16.50	0%
Private Lesson	Market	per 30 min	51.00	0%
▶ Swim Squad				
Casual	Market	each	15.00	10%
Per Calendar Month	Market	each	99.20	10%
<u>Biathlon</u>				
Member	Market	each	19.80	10%
Non Member	Market	each	23.20	10%
▶ 360 Outdoor Memberships				
<i>Unlimited access to all facilities and centre based programs, excluding those provided by third parties. Full payment option available.</i>				
<u>360 Active Membership Packages</u>				
Joining Fee	Partial Cost	each	53.00	10%
Adult	Market	per fortnight	38.10	10%
Concession	Partial Cost	per fortnight	28.50	10%
Adult 12 Plus + Package	Market	per fortnight	27.50	10%
Concession 12 Plus + Package	Market	per fortnight	20.60	10%
<u>Health & Fitness</u>				
<u>Casual</u>				
Adult	Market	each	18.00	10%
Concession	Partial Cost	each	13.30	10%
<u>Multi-Visit Pass (10 visits)</u>				
Adult	Market	each	143.90	10%
Concession	Partial Cost	each	98.70	10%
<u>Multi Visit Pass (20 visits)</u>				
Adult	Market	each	287.80	10%
Concession	Partial Cost	each	215.90	10%
<u>Personal Training</u>				
Single Session (30 mins)	Market	each	53.00	10%
Single Session (60 mins)	Market	each	90.20	10%
<u>Personal Training Multi Visit Passes</u>				
Single Session (30 mins x 10 pack)	Market	per pass	491.80	10%
Single Session (60 mins x 10 pack)	Market	per pass	836.30	10%
Single Session (30 min x 20 pack)	Market	per pass	901.70	10%
Single Session (60 min x 20 pack)	Market	per pass	1,524.90	10%
<u>Personal Training Package (Excludes Direct Debit membership)</u>				
1 Session per week (60 mins)	Market	per fortnight	144.30	10%
2 Sessions per week (60 mins)	Market	per fortnight	270.50	10%
3 Sessions per week (60 mins)	Market	per fortnight	378.20	10%
1 Session per week (30 mins)	Market	per fortnight	84.80	10%
2 Sessions per week (30 mins)	Market	per fortnight	159.00	10%
3 Sessions per week (30 mins)	Market	per fortnight	222.80	10%
<u>Group Personal Training Packages</u>				
2 People (60 mins x 10 pack)	Market	per fortnight	965.40	10%
3 People (60 mins x 10 pack)	Market	per fortnight	1,234.00	10%
4+ People (60 mins x 10 pack)	Market	per fortnight	1,283.20	10%

ATTACHMENT A

Service Description	Pricing Code	Unit of Measure	Fee \$	GST
AQUATIC & LEISURE FACILITIES				
▶▶ OUTDOOR FACILITIES				
▶ 360 Outdoor Memberships				
<u>Fitness Programs</u>				
4 weeks (8 sessions) Member	Market	each	102.00	10%
4 weeks (8 sessions) Non Member	Market	each	137.00	10%
6 weeks (12 sessions) Member	Market	each	153.50	10%
6 weeks (12 sessions) Non Member	Market	each	205.00	10%
8 weeks (16 sessions) Member	Market	each	204.90	10%
8 weeks (16 sessions) Non Member	Market	each	273.90	10%
10 weeks (20 sessions) Member	Market	each	256.40	10%
10 weeks (20 sessions) Non Member	Market	each	343.00	10%
12 weeks (24 sessions) Member	Market	each	307.90	10%
12 weeks (24 sessions) Non Member	Market	each	410.90	10%
▶ Creche				
Members	Partial Cost	per hour	2.50	10%
Non-Members	Partial Cost	per hour	4.80	10%
▶ Room Hire				
Community Rate	Partial Cost	per hour	33.90	10%
Half day (1-4 hrs)	Partial Cost	per half day	561.70	10%
Full day (4-8 hrs)	Partial Cost	per day	955.90	10%
▶ Lockers (2 hours)				
Small	Partial Cost	per locker	2.00	10%
Large	Partial Cost	per locker	3.00	10%
▶ Other Fees				
Card/Band replacement	Partial Cost	each	10.60	10%
Swim Certificate	Partial Cost	each	23.30	10%
▶ Commercial Filming/ Photo shoots				
<i>Filming charges apply as per Filming on Council Streets, Parks and Open Space</i>				
Additional Venue Hire Rates by negotiation	Market	per hour	Fee	0%
▶▶ RUSHCUTTERS BAY PARK TENNIS COURTS & KIOSK				
▶ Casual Court Hire				
<u>Day</u>				
Adult	Partial Cost	per hour	24.60	10%
Concession	Partial Cost	per hour	18.50	10%
City of Sydney 360 Access Card Holders	Partial Cost	per hour	7.50	10%
<u>Evening</u>				
Adult	Partial Cost	per hour	30.00	10%
Concession	Partial Cost	per hour	22.50	10%
City of Sydney 360 Access Card Holders	Partial Cost	per hour	7.50	10%
<u>Weekend and Public Holidays</u>				
Adult	Partial Cost	per hour	30.00	10%
Concession	Partial Cost	per hour	22.50	10%
City of Sydney 360 Access Card Holders	Partial Cost	per hour	7.50	10%
▶▶ PRINCE ALFRED PARK TENNIS COURTS				
▶ Casual Court Hire				
<i>Discounts may apply for memberships and promotions</i>				
<u>Day</u>				
Adult	Partial Cost	per hour	24.60	10%
Concession	Partial Cost	per hour	18.50	10%
City of Sydney 360 Access Card Holder	Partial Cost	per hour	7.50	10%
<u>Evening</u>				
Adult	Partial Cost	per hour	30.00	10%
Concession	Partial Cost	per hour	22.50	10%
City of Sydney 360 Access Card Holder	Partial Cost	per hour	7.50	10%
<u>Weekend and Public Holidays</u>				
Adult	Partial Cost	per hour	30.00	10%
Concession	Partial Cost	per hour	22.50	10%
City of Sydney 360 Access Card Holder	Partial Cost	per hour	7.50	10%
▶ Coronation Centre Community Room				
Community Group	Partial Cost	per hour	34.50	10%
Commercial Hire	Partial Cost	per hour	67.50	10%

ATTACHMENT A

Service Description	Pricing Code	Unit of Measure	Fee \$	GST
AQUATIC & LEISURE FACILITIES				
▶▶ ALEXANDRIA PARK TENNIS COURTS				
▶ Casual Court Hire				
<u>Day</u>				
Adult	Partial Cost	per hour	24.60	10%
Concession	Partial Cost	per hour	18.50	10%
City of Sydney 360 Access Card Holder	Partial Cost	per hour	7.50	10%
<u>Evening</u>				
Adult	Partial Cost	per hour	30.00	10%
Concession	Partial Cost	per hour	22.50	10%
City of Sydney 360 Access Card Holder	Partial Cost	per hour	7.50	10%
<u>Weekend and Public Holidays</u>				
Adult	Partial Cost	per hour	30.00	10%
Concession	Partial Cost	per hour	22.50	10%
City of Sydney 360 Access Card Holder	Partial Cost	per hour	7.50	10%
▶▶ BEACONSFIELD PARK TENNIS COURTS				
▶ Casual Court Hire				
<u>Day</u>				
Adult	Partial Cost	per hour	24.60	10%
Concession	Partial Cost	per hour	18.50	10%
City of Sydney 360 Access Card Holder	Partial Cost	per hour	7.50	10%
<u>Evening</u>				
Adult	Partial Cost	per hour	30.00	10%
Concession	Partial Cost	per hour	22.50	10%
City of Sydney 360 Access Card Holder	Partial Cost	per hour	7.50	10%
<u>Weekend</u>				
Adult	Partial Cost	per hour	30.00	10%
Concession	Partial Cost	per hour	22.50	10%
City of Sydney 360 Access Card Holder	Partial Cost	per hour	7.50	10%
▶▶ ST JAMES PARK TENNIS COURTS				
▶ Casual Court Hire				
<u>Day</u>				
Adult	Partial Cost	per hour	24.60	10%
Concession	Partial Cost	per hour	18.50	10%
City of Sydney 360 Access Card Holder	Partial Cost	per hour	7.50	10%
<u>Evening</u>				
Adult	Partial Cost	per hour	30.00	10%
Concession	Partial Cost	per hour	22.50	10%
City of Sydney 360 Access Card Holder	Partial Cost	per hour	7.50	10%
<u>Weekend</u>				
Adult	Partial Cost	per hour	30.00	10%
Concession	Partial Cost	per hour	22.50	10%
City of Sydney 360 Access Card Holder	Partial Cost	per hour	7.50	10%
▶▶ TURRUWUL PARK TENNIS COURTS				
▶ Casual Court Hire				
<u>Day</u>				
Adult	Partial Cost	per hour	24.60	10%
Concession	Partial Cost	per hour	18.50	10%
City of Sydney 360 Access Card Holder	Partial Cost	per hour	7.50	10%
<u>Evening</u>				
Adult	Partial Cost	per hour	30.00	10%
Concession	Partial Cost	per hour	22.50	10%
City of Sydney 360 Access Card Holder	Partial Cost	per hour	7.50	10%
<u>Weekend</u>				
Adult	Partial Cost	per hour	30.00	10%
Concession	Partial Cost	per hour	22.50	10%
City of Sydney 360 Access Card Holder	Partial Cost	per hour	7.50	10%
▶▶ CYCLING				
▶ Cycling Courses				
Adult Cycling/Bike Maintenance Course	Partial Cost	per person	20.00	10%

City of Sydney Draft Fees and Charges 2016/17

Service Description	Pricing Code	Unit of Measure	Fee \$	GST
CIVIC SPACES / SPORTS FIELDS / PARKS				
▶▶ CIVIC SPACES (INCLUDES FOOTPATH / PEDESTRIANISED STREET SECTIONS) - HIRE CHARGES				
<i>Sports not permitted in these areas. See Appendix 2 for list of Civic Spaces - (Includes Customs House Forecourt)</i>				
▶ Private, Invitation only events				
All User categories	Market	per hour per location	310.00	10%
▶ Promotional Events, Concerts, Festivals and One-Off Markets				
Commercial and Private Users	Market	per hour per location	310.00	10%
Registered NFP Organisations, Charities and Public Schools	Zero	per hour per location	-	10%
Recurring Markets	Market	per month per location	Fee + GST	10%
George Street Light Rail Route Space Activation	Zero	per approval	-	0%
▶ Product Sampling				
Sampling as stand-alone activity or primary purpose	Market	per hour per location	1,000.00	10%
▶ Rallies, Commemoration Services and Marches				
All User categories	Zero	per hour per location	-	10%
▶ Civic Spaces - Additional Charges (all user categories & event types)				
Martin Place - events of 7 days or longer duration (50% surcharge)	Market	per hour per location	470.00	10%
Sydney Square - all events (subject to conditions of hire)	Zero	per event	-	10%
Raising and Lowering of Martin Place Amphitheatre Stage Roof outside business hours (fee based on contractor's charge)	Full Cost	per hour	Fee + GST	10%
Raising and Lowering of Martin Place Amphitheatre Stage Roof during business hours (fee based on contractor's charge)	Full Cost	per application	Fee + GST	10%
Overnight Holding Fee	Market	per 12 hours per location	690.00	10%
Events using greater than 50% of the publicly available space on the site, or commercially ticketed/restricted	Market	by negotiation	Fee + GST	10%
Corporate Promotions - Pitt Street Mall	Market	per hour	1,050.00	10%
Use of unbranded barricades for crowd management at Council's request	Zero	per hour	-	10%
Free-standing triffid signs or light boxes to promote community events	Market	per week per location	200.00	10%
Free-standing ticket boxes/booths for community events	Market	per week per location	500.00	10%
Sydney Square Bond	Security Deposit	per booking	500.00	0%
Sydney Square Power	Market	per booking	210.00	10%
▶▶ ICONIC PARKS - HIRE CHARGES				
<i>(Sports not permitted in these areas. See Appendix 2 for list of Iconic Parks)</i>				
▶ Private, Invitation only events				
All User categories	Market	per hour per location	260.00	10%
▶ Promotional Events, Concerts, Festivals and One-Off Markets				
Commercial and Private Users	Market	per hour per location	260.00	10%
Registered NFP Organisations, Charities and Public Schools	Zero	per hour per location	-	10%
Free-standing ticket boxes/booths for community events	Market	per week per location	500.00	10%
▶ Product Sampling				
Sampling as stand-alone activity or primary purpose	Market	per hour per location	1,000.00	10%
▶ Rallies, Commemoration Services and Marches				
All User categories	Zero	per hour per location	-	10%
▶ Iconic Parks - Additional Charges (all user categories & event types)				
Observatory Hill Rotunda	Market	per 3 hour block	710.00	10%
Weddings & Other Ceremonies Paddington Reservoir	Market	per 3 hour block	710.00	10%
Wedding and Other Ceremonies (Except Observatory Hill or Paddington Reservoir)	Market	per 3 hour block	710.00	10%
Hyde Park North (50% surcharge to be added to standard rate)	Market	per hour	380.00	10%
Overnight Holding Fee	Market	per 12 hours per location	440.00	10%
Events using greater than 50% of the publicly available space on the site, or commercially ticketed/restricted	Market	by negotiation	Fee + GST	10%

ATTACHMENT A

Service Description	Pricing Code	Unit of Measure	Fee \$	GST
CIVIC SPACES / SPORTS FIELDS / PARKS				
▶▶ NEIGHBOURHOOD PARKS - HIRE CHARGES				
<i>(Sports not permitted in these areas. See Appendix 2 for list of Neighbourhood Parks)</i>				
▶ Private, Invitation only events				
Commercial and Private Users	Market	per hour per location	190.00	10%
Registered NFP Organisations, Charities and Public Schools	Zero	per hour per location	-	10%
▶ Promotional Events, Concerts, Festivals and One-Off Markets				
Commercial and Private Users	Market	per hour per location	190.00	10%
Registered NFP Organisations, Charities and Public Schools	Zero	per hour per location	-	10%
▶ Product Sampling				
Sampling as stand-alone activity or primary purpose	Market	per hour per location	1,000.00	10%
▶ Rallies, Commemoration Services and Marches				
All User categories	Zero	per hour per location	-	10%
▶ Neighbourhood Parks - Additional Charges (all user categories & event types)				
Federal Park Pergola	Market	per hour	55.00	10%
Bicentennial Park Rotunda (Esther Abrahams Pavillion)	Market	per hour	55.00	10%
Wedding and Other Ceremonies	Market	per 3 hour block	355.00	10%
Overnight Holding Fee	Market	per 12 hours per location	290.00	10%
Events using greater than 50% of the publicly available space on the site, or commercially ticketed/restricted	Market	by negotiation	Fee + GST	10%
▶▶ POCKET PARKS - HIRE CHARGES				
<i>(Sports, Rallies etc not permitted in these areas. See Appendix 2 for list of Pocket Parks)</i>				
▶ Private, Invitation only events				
Commercial and Private Users	Market	per hour per location	130.00	10%
Registered NFP Organisations, Charities and Public Schools	Zero	per hour per location	-	10%
▶ Promotional Events, Concerts, Festivals and One-Off Markets				
All User categories	Market	by negotiation	Fee + GST	10%
▶ Pocket Parks - Additional Charges (all user categories & event types)				
Wedding and Other Ceremonies	Market	per 3 hour block	355.00	10%
Overnight Holding Fee	Market	by negotiation	Fee + GST	10%
Events using greater than 50% of the publicly available space on the site, or commercially ticketed/restricted	Market	by negotiation	Fee + GST	10%
▶▶ LEVEL A SPORTING FIELDS				
<i>Private, Invitation Only Events, Promotional Events, Concerts, Festivals, Markets and Rallies are not permitted on these fields. See Appendix 2 for list of Level A Sporting Fields</i>				
▶ Organised Group Sporting Events				
<u>Weekdays</u>				
Commercial and Private Users	Market	per hour	74.00	10%
Charities, Public Schools in the LGA	Zero	per hour	-	10%
Other Registered NFP Organisations, Charities and Other Schools	Market	per hour	54.00	10%
<u>Weekends</u>				
Commercial and Private Users (4 or 8 hourly blocks of hire only on weekends)	Market	per hour	85.00	10%
Charities, Public Schools in the LGA	Zero	per hour	-	10%
Other Registered NFP Organisations, Charities and Other Schools (6 or 8 hourly blocks of hire only on weekends)	Market	per hour	63.00	10%

Service Description	Pricing Code	Unit of Measure	Fee \$	GST
CIVIC SPACES / SPORTS FIELDS / PARKS				
▶▶ LEVEL B SPORTING FIELDS				
<i>Private, Invitation Only Events, Promotional Events, Concerts, Festivals, Markets and Rallies are not permitted on these fields. See Appendix 2 for list of Level B Sporting Fields</i>				
▶ Organised Group Sporting Events				
<u>Weekdays</u>				
Commercial and Private Users	Market	per hour	43.00	10%
Charities, Public Schools in the LGA	Zero	per hour	-	10%
Other Registered NFP Organisations, Charities and Other Schools	Market	per hour	32.00	10%
<u>Weekends</u>				
Commercial and Private Users (4 or 8 hourly blocks of hire only on weekends)	Market	per hour	48.00	10%
Charities, Public Schools in the LGA	Zero	per hour	-	10%
Other Registered NFP Organisations, Charities and Other Schools (6 or 8 hourly blocks of hire only on weekends)	Market	per hour	37.00	10%
▶▶ SPORTING FIELDS - ADDITIONAL CHARGES (All user categories and event types)				
▶ Sports Lighting (charged in addition to normal hire rate)				
Level A Fields	Market	per hour	5.80	10%
Level B Fields	Market	per hour	5.80	10%
▶ Events using greater than 50% of the publicly available space on the site, or commercially ticketed/restricted				
Fee	Market	by negotiation	Fee + GST	10%
▶ Standard cricket net hire charge (all nets, all days)				
Fee	Partial Cost	per hour	36.00	10%
▶ Reg Bartley Meeting Room - Casual Hire				
Fee	Full Cost	per hour	46.00	10%
▶ Reg Bartley Meeting Room - Day Hire				
Fee	Full Cost	per day	185.00	10%
▶ Long Term Licences (between 1 & 5 years)				
25% Discount on normal hire rate	Market	per hour	Fee + GST	10%
▶▶ ADDITIONAL CHARGES - ALL LOCATIONS, EVENTS, USER CATEGORIES				
▶ Security Bond				
All user categories (by negotiation, min \$2000.00)	Security Deposit	per event	Fee	0%
▶ Application Fee (All Event Applications)				
Commercial and Private Users	Full Cost	per event	200.00	10%
Registered NFP Organisations, Charities and Public Schools	Partial Cost	per event	100.00	10%
George Street Light Rail Route Space Activation	Zero	per approval	-	0%
▶ Administration Charges				
Reissue of a permit within 48 hours of event commencement	Full Cost	per permit	260.00	10%
Cancellation of issued permit due to wet weather	Full Cost	per occasion	Fee + GST	10%
Cancellation of issued permit by hirer more than 10 days prior to event commencement (25% of full fee)	Partial Cost	per permit	Fee + GST	10%
Cancellation of issued permit by hirer less than 10 days prior to event commencement	Full Cost	per permit	Fee + GST	10%
Cancellation by Council	Zero	per permit	-	10%
Cancellation by Council for breach of conditions of use	Full Cost	per permit	Fee + GST	10%
Cancellation due to Force Majeure	Full Cost	per permit	Fee + GST	10%
▶ Event Supervision				
Site Supervisor (min. 4 hour call per call out)	Full Cost	per hour	80.00	10%
User Pays Rangers (min. 4 hour call per call out)	Full Cost	per hour	80.00	10%
▶ Vehicle Access to Site				
Standard Vehicle Entry (eg maintenance vehicles)	Market	per vehicle	130.00	0%
Heavy Goods Vehicle/Crane Entry fee	Market	per vehicle	1,140.00	0%
Removal of Bollards, opening of gates for vehicle entry and closure	Market	per occasion	130.00	10%
▶ Power Access to Site				
<i>At sites where power is available</i>				
3 Phase Power	Full Cost	per location per day	210.00	10%
Single Phase Power	Full Cost	per location per day	70.00	10%

ATTACHMENT A

Service Description	Pricing Code	Unit of Measure	Fee \$	GST
CIVIC SPACES / SPORTS FIELDS / PARKS				
▶▶ ADDITIONAL CHARGES - ALL LOCATIONS, EVENTS, USER CATEGORIES				
▶ Miscellaneous Charges				
Flower Box relocation - within site (100m) & returned to correct position	Full Cost	per occasion	Fee + GST	10%
Flower Box relocation -off site & returned to correct position	Full Cost	per occasion	Fee + GST	10%
Ancillary Use of Park - 4 hour Fee	Market	per 4 hours	250.00	0%
Ancillary Use of Park - 8 hour Fee	Market	per day	440.00	0%
<u>Turning On & Off Water Features (Normal Business Hours)</u>				
Confined Space	Full Cost	per occasion	320.00	10%
Non-confined Space	Full Cost	per occasion	170.00	10%
<u>Turning On & Off Water Features (Outside Normal Business Hours)</u>				
Confined Space	Full Cost	per occasion	Fee + GST	10%
Non-confined Space	Full Cost	per occasion	Fee + GST	10%
▶ Use of Park - For Construction/Material Storage				
Application Fee	Market	per application	200.00	0%
Usage Fee (minimum 1 week)	Market	per m2/wk	15.00	0%
▶ Restoration, Corrective or Maintenance Works for Parks and Open Space areas				
<i>Fees are for the engagement of services by the City for the performance of works within Parks & Open Space areas. This may include restoration works, corrective maintenance or periodic maintenance works to deliver high quality public spaces. Fees will be at cost due to the variability of sites and conditions.</i>				
Fee (recovery of Council costs)	Full Cost	per occasion	Fee + GST	10%
▶▶ CITY FARM				
<i>Adult - 16 years and over</i>				
<i>Concession - Children under 16, full time students, holders of Commonwealth Health Care, Pensioner Concession or Seniors Health Cards</i>				
<i>In the event of the City of Sydney organising a City Farm education program for an organisation, the direct costs associated with this program may be charged to the organisation</i>				
▶ City Farm Workshops				
<i>Discounts may be available to City Farm members.</i>				
<u>Adult Farm Programs</u>				
Standard 1 hour walk, talk, demonstration	Market	per registrant	30.00	10%
Concession 1 hour walk, talk, demonstration	Market	per registrant	22.50	10%
Standard 2 hour (plus materials)	Market	per registrant	75.00	10%
Concession 2 hour (plus materials)	Market	per registrant	56.25	10%
Standard 1/2 day (plus materials)	Market	per registrant	95.00	10%
Concession 1/2 day (plus materials)	Market	per registrant	71.25	10%
Standard 1 day (plus materials)	Market	per registrant	120.00 - 200.00	10%
Concession 1 day (plus materials)	Market	per registrant	90.00 - 150.00	10%
Multiple day programs	Partial Cost	by negotiation	Fee + GST	10%
Accredited Courses/workshops	Market	by negotiation	Fee + GST	10%
Corporate/Professional Development Workshop Organisations	Market	by negotiation	Fee + GST	10%
Concession 1/2 day (plus materials)	Partial Cost	by negotiation	Fee + GST	10%
Concession 1/2 day (plus materials)	Market	per registrant	56.25 - 112.50	10%
<u>Adult Lifestyle Programs</u>				
Group Session 1 hour	Market	per registrant	0.00 - 20.00	10%
Standard 1/2 day (plus materials)	Market	per registrant	75.00 - 150.00	10%
Standard 1 day (plus materials)	Market	per registrant	75.00 - 200.00	10%
Concession 1 day (plus materials)	Market	per registrant	56.25 - 150.00	10%
<u>Sustainability Programs</u>				
LGA Resident	Market	per registrant	0.00 - 60.00	10%
Non-LGA Residents	Market	per registrant	0.00 - 60.00	10%
Organisations	Partial Cost	by negotiation	Fee + GST	10%
<u>Childrens Programs</u>				
Primary Schools Program (1.5 hour session, up to 25 students)	Market	per session	0.00 - 275.00	10%
Primary Schools Program (additional child per session)	Market	per additional child	11.00	10%
Secondary Schools Program (2 hour session, up to 25 students)	Market	per session	0.00 - 325.00	10%
Secondary Schools Program (additional child per session)	Market	per additional child	13.00	10%
Holiday Program 1 hour session (plus materials)	Market	per child per session	13.00	10%
Holiday Program 1.5 hour session (plus materials)	Market	per child per session	17.50	10%
Miscellaneous Childrens Activities and Programs	Partial Cost	by negotiation	Fee + GST	10%

ATTACHMENT A

Service Description	Pricing Code	Unit of Measure	Fee \$	GST
CIVIC SPACES / SPORTS FIELDS / PARKS				
▶▶ CITY FARM				
▶ City Farm Room Hire				
<i>Discounts may be available to City Farm members</i>				
Security Deposit - Standard	Security Deposit	per hire	300.00	0%
Security Deposit - Community	Security Deposit	per hire	150.00	0%
Security Deposit - Key	Security Deposit	per booking	35.00	0%
Standard Rate	Partial Cost	per hour	0.00 - 60.00	10%
Community/NFP Rate	Partial Cost	per hour	0.00 - 50.00	10%
▶ City Farm Markets and Events				
<i>Discounts may be available to City Farm members</i>				
Stall Hire Fees - Standard	Market	per unit	0.00 - 500.00	10%
Community/NFP Stall Hire Fees	Partial Cost	by negotiation	Fee + GST	10%
▶ City Farm Membership				
<i>Discounts may be available to City Farm members</i>				
Standard	Market	per year	30.00	10%
Concession	Market	per year	20.00	10%
Family/Household	Market	per year	50.00	10%
▶ City Farm Tour				
<i>Discounts may be available to City Farm members</i>				
Standard	Market	per person/half hour	0.00 - 10.00	10%
Concession	Market	per person/half hour	0.00 - 7.50	10%
Groups	Partial Cost	by negotiation	Fee + GST	10%
BANNER POLES				
▶▶ BANNER POLE ADVERTISING				
<i>30% of fee to be paid as deposit on booking. The balance of fee is invoiced and due once the banners are installed. If order is cancelled within two months of installation date, deposit is forfeited.</i>				
▶ Simple Sequence				
<u>Establishment Fee (for less than 51 installations or dismantles)</u>				
Fee	Market	per banner pole	455.00	0%
<u>Installation Fee</u>				
0-50 Banners	Market	per banner pole	40.00	0%
51-100 Banners	Market	per banner pole	30.50	0%
101-300 Banners	Market	per banner pole	26.00	0%
More than 300 Banners	Market	per banner pole	21.00	0%
<u>Dismantle Fee</u>				
0-50 Banners	Market	per banner pole	40.00	0%
51-100 Banners	Market	per banner pole	30.50	0%
101-300 Banners	Market	per banner pole	26.00	0%
More than 300 Banners	Market	per banner pole	21.00	0%
<u>Cleaning</u>				
Washing, Labeling & Packing	Market	per banner	9.00	0%
Washing	Market	per banner	6.00	0%
Banner Disposal	Market	per banner	3.50	0%
▶ Complex Sequence				
<u>Establishment Fee (for less than 51 installations or dismantles)</u>				
Fee	Market	per banner pole	455.00	0%
<u>Installation Fee</u>				
0-50 Banners	Market	per banner pole	43.00	0%
51-100 Banners	Market	per banner pole	35.00	0%
101-300 Banners	Market	per banner pole	30.50	0%
More than 300 Banners	Market	per banner pole	26.00	0%
<u>Dismantle Fee</u>				
0-50 Banners	Market	per banner pole	40.00	0%
51-100 Banners	Market	per banner pole	30.50	0%
101-300 Banners	Market	per banner pole	26.00	0%
More than 300 Banners	Market	per banner pole	21.00	0%
<u>Cleaning</u>				
Washing, Labeling & Packing	Market	per banner	9.00	0%
Washing	Market	per banner	6.00	0%
Banner Disposal	Market	per banner	3.50	0%
▶ Commercial Group A+ (Premium)				
Premium CBD	Market	per banner pole per week	128.00	0%

ATTACHMENT A

Service Description	Pricing Code	Unit of Measure	Fee \$	GST
BANNER POLES				
▶▶ BANNER POLE ADVERTISING				
▶ Commercial Group A				
Prime CBD	Market	per banner pole per week	116.00	0%
▶ Commercial Group B				
CBD	Market	per banner pole per week	97.50	0%
▶ Commercial Group C				
Urban	Market	per banner pole per week	54.00	0%
▶ Charity				
Fee	Market	per banner pole per week	22.00	0%
▶ Not for Profit				
Fee	Market	per banner pole per week	65.00	0%
▶ Government				
Government Premium CBD	Market	per banner pole per week	102.50	0%
Government Prime CBD	Market	per banner pole per week	94.50	0%
Government CBD	Market	per banner pole per week	77.50	0%
Government Urban	Market	per banner pole per week	43.00	0%
▶ Internal Hire				
Fee	Market	per banner pole per week	18.00	0%
▶ Sponsorship				
<u>Not for Profit</u>				
Fee	Market	per banner pole per week	65.00	0%
<u>Government</u>				
Government Premium CBD	Market	per banner pole per week	102.50	0%
Government Prime CBD	Market	per banner pole per week	94.50	0%
Government CBD	Market	per banner pole per week	77.50	0%
Government Urban	Market	per banner pole per week	43.00	0%
<u>Charity Organisations (With DGR Status)</u>				
Fee	Market	per banner pole per week	22.00	0%
▶ Delivery fees				
Outside Sydney CBD	Market	per registration	245.00	0%
Within Sydney CBD	Market	per registration	135.50	0%
▶ Order Variation Fees (min \$200 or 5% whichever is higher)				
Fee	Market	per registration	366.00	0%
Notes				
Organisations need to provide DGR (Deductable Gift Registry) Certificate to receive Charity Rate.				
Maximum 3 month advance booking for Charity, NFP & Government clients for commercial rate A area only & 6 months for all other areas.				
Sales of old banners are subject to availability. Cost is determined according to the event & design.				
▶ Urgency Fees				
Fee (when installers receive late banner deliveries close to the installation date)	Market	per registration	671.00	0%

ATTACHMENT A

Service Description	Pricing Code	Unit of Measure	Fee \$	GST
LIBRARY SERVICES				
▶▶ LIBRARY MEMBERSHIP				
▶ Annual Membership				
Residents	Legislative	annual	-	0%
People living outside the City area	Zero	annual	-	0%
Workers within the City of Sydney LGA	Zero	annual	-	0%
Non-Resident - with Seniors Card or on Benefits	Zero	annual	-	0%
Non-Resident - children up to 18 years of age	Zero	annual	-	0%
Non-Resident - homeless	Zero	annual	-	0%
Non-Resident - living in post code 2042	Zero	annual	-	0%
Special Membership	Market	Annual	0.00 - 100.00	0%
Replacement Membership Card	Market	annual	6.50	0%
▶ Quarterly Membership				
Non-Resident - no permanent NSW address	Market	quarterly	16.00	0%
▶ Reservation and Loans				
Inter Library Loan	Market	per item	5.00	10%
Rush and Express Inter Library Loan (minimum fee - Fees vary depending on rate charged by other library)	Market	min fee/item	40.00	10%
Inter Library Loan - charging library (minimum fee - Fees vary depending on rate charged by other library)	Market	per item	20.00	10%
Request of Purchase	Zero	per item	-	10%
▶▶ LIBRARY SERVICES				
▶ Photocopies / Printing / Scanning				
<u>Colour photocopies - photo quality</u>				
A4 colour	Market	per page	2.00	10%
A3 colour	Market	per page	4.00	10%
<u>Black and White Photocopying</u>				
A4 Black & White	Market	per copy	0.20	10%
A3 Black & White	Market	per copy	0.30	10%
<u>A4 Laser Printing</u>				
Black & White	Market	per A4 page	0.20	10%
Colour	Market	per A4 page	2.00	10%
<u>3-D Printing</u>				
Set Up Fee plus	Market	per job per item	5.00	10%
<u>Printing Time Fee</u>				
1 to 120 Minutes	Market	per minute	0.10	10%
More than 120 to 240 Minutes	Market	per minute	0.20	10%
More than 240 Minutes	Market	per minute	0.30	10%
▶ Facsimile Copies - A4				
<u>Local Call</u>				
First page	Market	page	3.00	10%
Subsequent Pages	Market	per page	1.50	10%
<u>STD Call</u>				
First page	Market	page	4.00	10%
Subsequent Pages	Market	per page	1.50	10%
<u>ISDN Call</u>				
First page	Market	page	6.00	10%
Subsequent Pages	Market	per page	2.00	10%
▶ Internet & Wi-Fi Access				
Members	Zero	per half hr or part	-	10%
Non Members	Zero	per half hr or part	-	10%
▶ PC Access				
Members	Zero	per half hr or part	-	10%
Non Members	Market	per half hr or part	3.50	10%
▶▶ MISCELLANEOUS SERVICES				
▶ Debit Card				
<i>Store value card for Library Services</i>				
Fee	Market	per card	1.00	10%
▶ Library Bag				
Fee	Market	each	1.00 - 30.00	10%
▶ Memory Stick				
Fee	Market	each	5.00 - 20.00	10%
▶ Bicycle Puncture Repair				
Fee	Market	per use	1.00	10%

ATTACHMENT A

Service Description	Pricing Code	Unit of Measure	Fee \$	GST
LIBRARY SERVICES				
▶▶ MISCELLANEOUS SERVICES				
▶ Sale of Library Items/Merchandise				
Low Value Item (small size/high volume/standard quality)	Market	per item	0.00 - 100.00	10%
▶ Use of Library for Book or Exhibition Launch				
<i>Outside Opening Hours - Discounted Rates may be available for local authors</i>				
Three Hours Minimum	Market	per launch	300.00	10%
Site supervision (within library opening hours)	Partial Cost	per supervisor per hour	38.00	10%
Site supervision (outside library opening hours)	Partial Cost	per supervisor per hour	60.00	10%
Catering	Market	per launch	0.00 - 100.00	10%
▶ Computer Training Classes				
Library Member	Market	per session	0.00 - 50.00	10%
Non-Library Member	Market	per session	0.00 - 50.00	10%
Concession Member	Market	per session	0.00 - 50.00	10%
Concession Non-Member	Market	per session	0.00 - 50.00	10%
▶ Library Public Programs				
Library Member	Market	per session	0.00 - 50.00	10%
Under 18	Market	per session	0.00 - 50.00	10%
Non-Library Member	Market	per session	0.00 - 50.00	10%
▶ Book Club				
Fee	Market	annual	0.00 - 100.00	10%
▶▶ LIBRARY HIRE (INCLUDES FILMING & STILL PHOTOGRAPHY)				
▶ Not for Profit Organisations				
Administration Fee	Market	per application	45.00	0%
Venue Hire Fee	Market	per hour	75.00	0%
Site supervision (within library opening hours)	Partial Cost	per supervisor per hour	38.00	0%
Site supervision (outside library opening hours)	Partial Cost	per supervisor per hour	60.00	0%
▶ Commercial Organisations				
Administration Fee	Market	per application	120.00	0%
Venue Hire Fee	Market	per hour	130.00	0%
Site supervision (within library opening hours)	Partial Cost	per supervisor per hour	38.00	0%
Site supervision (outside library opening hours)	Partial Cost	per supervisor per hour	60.00	0%
▶▶ LIBRARY MEETING ROOMS				
Customs House Meeting Room				
Customs House IT Room				
Kings Cross IT Room				
Kings Cross Function Room				
Ultimo IT Room				
Waterloo Meeting Room				
<u>Not For Profit</u>				
Monday to Friday (within opening hours)	Market	per hour	30.00	10%
Site Supervision (minimum one hour charge)	Partial Cost	per supervisor per hour	30.00	10%
<u>Commercial</u>				
Monday to Friday (within opening hours)	Market	per hour	45.00	10%
Site Supervision (minimum one hour charge)	Partial Cost	per supervisor per hour	60.00	10%

ATTACHMENT A

Service Description	Pricing Code	Unit of Measure	Fee \$	GST
HISTORY PUBLICATIONS				
▶▶ SALE OF PUBLICATIONS				
▶ Titles				
"The Accidental City"	Market	each	10.00	10%
"Sydney Town Hall"	Market	each	5.00	10%
"Capitol Theatre"	Market	each	5.00	10%
"Sacked! The Sydney City Council 1853-1988"	Market	each	5.00	10%
"Pyrmont & Ultimo [2nd edition]"	Market	each	30.00	10%
"Chippendale [2nd edition]"	Market	each	30.00	10%
"Surry Hills [2nd edition]"	Market	each	30.00	10%
"Millers Point [2nd edition]"	Market	each	30.00	10%
"South Sydney Social History"	Market	each	50.00	10%
"Red Tape Gold Scissors [English 2nd edition]"	Market	each	30.00	10%
"Sydney Town Hall & Collections"	Market	each	50.00	10%
"Grandeur & Grit (Glebe History)"	Market	each	35.00	10%
"We Never Had a Hotbed of Crime" - Hardback	Market	each	10.00	10%
"We Never Had a Hotbed of Crime" - Paperback	Market	each	5.00	10%
Barani Barrabugu Booklet Bulk Request	Partial Cost	per order	Fee + GST	10%
For Barani Barrabugu Booklets: Orders of up to 300 booklets are free. Orders of 300 to 999 booklets are charged at 50% of the cost of production. Orders of 1000 or more booklets are charged at 100% of the cost of production.				
CHILD CARE CENTRES / KINDERGARTENS				
▶▶ ALEXANDRIA CHILD CARE CENTRE				
▶ Bond Fee				
2 weeks fees in advance payable on enrolment and refunded when you leave provided no fees are outstanding	Security Deposit	on enrolment	Fee	0%
▶ Child Care Fees				
<u>Under 3yrs of age</u>				
Daily Rate	Partial Cost	per child	100.00	0%
<u>Over 3yrs of age</u>				
Daily Rate	Partial Cost	per child	95.00	0%
▶ Child Care Fees - reduced rate for eligible families				
<u>Under 3yrs of age</u>				
Daily Rate	Partial Cost	per child	81.00	0%
<u>Over 3yrs of age</u>				
Daily Rate	Partial Cost	per child	76.00	0%
▶▶ REDFERN OCCASIONAL CARE CENTRE				
▶ Bond Fee				
2 weeks fees in advance payable on enrolment and refunded when you leave provided no fees are outstanding	Security Deposit	on enrolment	Fee	0%
▶ Childcare Fees - Under 2yrs of age				
Half Day	Partial Cost	per child	31.75	0%
Full Day	Partial Cost	per child	63.50	0%
▶ Childcare Fees - Over 2yrs of age				
Half Day	Partial Cost	per child	30.25	0%
Full Day	Partial Cost	per child	60.50	0%
▶ Childcare Fees Reduced rate for eligible families				
<i>- Under 2yrs of age</i>				
Half Day	Partial Cost	per child	25.50	0%
Full Day	Partial Cost	per child	51.00	0%
▶ Childcare Fees Reduced rate for eligible families				
<i>- Over 2yrs of age</i>				
Half Day	Partial Cost	per child	24.00	0%
Full Day	Partial Cost	per child	48.00	0%
▶ Child Care Fee - Indigenous Support Project				
Fee	Partial Cost	per day	33.50	0%

ATTACHMENT A

Service Description	Pricing Code	Unit of Measure	Fee \$	GST
CHILD CARE CENTRES / KINDERGARTENS				
▶▶ BROUGHTON STREET KINDERGARTEN HILDA BOOLER KINDERGARTEN <i>User pays "fee" gap between Council fees and State Government funding</i>				
▶ Bond Fee 2 weeks fees in advance payable on enrolment and refunded when you leave provided no fees are outstanding	Security Deposit	on enrolment	Fee	0%
▶ Maximum Fee for 8:30 am - 3:00 pm standard program Fee	Partial Cost	per day	51.50	0%
▶ Relief Program <i>Fee Subsidy funded by Council and DOCS</i> Reduced rate for eligible families	Partial Cost	per day	18.00	0%
▶ Extended Hours Service (3.00pm to 4.30pm) Fee	Partial Cost	per session	13.00	0%
▶ Children's Hats (all centres) Fee	Partial Cost	per hat	12.00	10%
▶▶ CHILD CARE MISCELLANEOUS SERVICES				
▶ Children's Activities Children's Activities	Full Cost	per child per hour	0.00 - 50.00	0%
▶▶ CHILD CARE / KINDERGARTEN LATE FEES				
▶ Late Fees - for children not collected by closing time (or end of booked session for ROCC) after one warning Up to 10 minutes after the service closes	Partial Cost	per family	20.00	0%
Between 10-20 minutes after the service closes	Partial Cost	per family	30.00	0%
Between 20-30 minutes after the service closes	Partial Cost	per family	40.00	0%
Between 30-40 minutes after the service closes	Partial Cost	per family	50.00	0%
Between 40-50 minutes after the service closes	Partial Cost	per family	60.00	0%
Between 50 minutes and 1 hour after the service closes	Partial Cost	per family	70.00	0%
AFTER SCHOOL CARE / VACATION CARE				
ULTIMO CHILDREN'S PROGRAM				
▶▶ PYRMONT CHILDREN'S PROGRAM				
KING GEORGE V (The Rocks) CHILDREN'S PROGRAM <i>The Child Care Benefit is available to reduce the cost of child care</i>				
▶ Bond Fee 2 weeks fees in advance payable on enrolment and refunded when you leave provided no fees are outstanding	Security Deposit	on enrolment	Fee	0%
▶ After School Care All Service Users	Partial Cost	per afternoon	20.50	0%
After School Care - Reduced rate	Partial Cost	per afternoon	13.00	0%
▶ Vacation Care (cost of excursions additional) All Service Users	Partial Cost	per day	46.00	0%
Vacation Care - Reduced rate	Partial Cost	per day	40.00	0%
▶▶ WOOLLOOMOOLOO CHILDREN'S PROGRAM				
REDFERN CHILDREN'S PROGRAM <i>These fees only apply to families who do not meet the criteria for free access to services</i>				
▶ After School Care Fee	Partial Cost	per afternoon	20.50	0%
▶ Vacation Care (cost of excursions additional) Fee	Partial Cost	per day	46.00	0%
▶ Saturday Program Fee	Partial Cost	per day	46.00	0%
▶▶ AFTER SCHOOL / VACATION CARE LATE FEES <i>Applicable to all centres except Surry Hills</i>				
▶ Late Fees (for children not collected by closing time, after one warning) Up to 10 minutes after the service closes	Partial Cost	per family	20.00	0%
Between 10 - 20 minutes after the service closes	Partial Cost	per family	30.00	0%
Between 20 - 30 minutes after the service closes	Partial Cost	per family	40.00	0%
Between 30 - 40 minutes after the service closes	Partial Cost	per family	50.00	0%
Between 40 - 50 minutes after the service closes	Partial Cost	per family	60.00	0%
Between 50 minutes and 1 hour after the service closes	Partial Cost	per family	70.00	0%

ATTACHMENT A

Service Description	Pricing Code	Unit of Measure	Fee \$	GST
DIRECT SERVICES, FOOD PROGRAM				
▶ ACTIVITY / COMMUNITY CENTRE MEALS - Funded by ADHC & DOHA				
<i>All meal packages include complimentary bread and beverage. Meal Fee waiver may be available on request (subject to conditions)</i>				
▶ Resident Meal				
<u>Cliff Noble Activity Centre</u>				
Meal Only	Partial Cost	per meal	5.10	0%
Meal Package 1 (includes Main Meal, Dessert and Soup) - subject to availability	Partial Cost	per meal	6.80	0%
Meal Package 2 (includes Main Meal and Dessert)	Partial Cost	per meal	6.30	0%
Meal Package 3 (includes up to two selections, not including a Main Meal) - subject to availability	Partial Cost	per meal	4.20	0%
Meal Package 4 (includes up to one selection, not including a Main Meal) - subject to availability	Partial Cost	per meal	3.10	0%
<u>Ron Williams Activity Centre</u>				
Meal Only	Partial Cost	per meal	5.10	0%
Meal Package 1 (includes Main Meal, Dessert and Soup) - subject to availability	Partial Cost	per meal	6.80	0%
Meal Package 2 (includes Main Meal and Dessert)	Partial Cost	per meal	6.30	0%
Meal Package 3 (includes up to two selections, not including a Main Meal) - subject to availability	Partial Cost	per meal	4.20	0%
Meal Package 4 (includes up to one selection, not including a Main Meal) - subject to availability	Partial Cost	per meal	3.10	0%
<u>Reg Murphy Activity Centre</u>				
Meal Only	Partial Cost	per meal	5.10	0%
Meal Package 1 (includes Main Meal, Dessert and Soup) - subject to availability	Partial Cost	per meal	6.80	0%
Meal Package 2 (includes Main Meal and Dessert)	Partial Cost	per meal	6.30	0%
Meal Package 3 (includes up to two selections, not including a Main Meal) - subject to availability	Partial Cost	per meal	4.20	0%
Meal Package 4 (includes up to one selection, not including a Main Meal) - subject to availability	Partial Cost	per meal	3.10	0%
<u>St Helens Activity Centre</u>				
Meal Only	Partial Cost	per meal	5.10	0%
Meal Package 1 (includes Main Meal, Dessert and Soup) - subject to availability	Partial Cost	per meal	6.80	0%
Meal Package 2 (includes Main Meal and Dessert)	Partial Cost	per mail	6.30	0%
Meal Package with Soup (Main, Dessert, Bread, Soup, Juice) Hot Chilled & Frozen only	Partial Cost	per meal	4.20	0%
Meal Package 4 (includes up to one selection, not including a Main Meal) - subject to availability	Partial Cost	per meal	3.10	0%
<u>Ultimo Activity Centre</u>				
Meal Only	Partial Cost	per meal	5.10	0%
Meal Package 1 (includes Main Meal, Dessert and Soup) - subject to availability	Partial Cost	per meal	6.80	0%
Meal Package 2 (includes Main Meal and Dessert)	Partial Cost	per meal	6.30	0%
Meal Package 3 (includes up to two selections, not including a Main Meal) - subject to availability	Partial Cost	per meal	4.20	0%
Meal Package 4 (includes up to one selection, not including a Main Meal) - subject to availability	Partial Cost	per meal	3.10	0%
<u>Harry Jensen Activity Centre</u>				
Meal Only	Partial Cost	per meal	5.10	0%
Meal Package 1 (includes Main Meal, Dessert and Soup) - subject to availability	Partial Cost	per meal	6.80	0%
Meal Package 2 (includes Main Meal and Dessert)	Partial Cost	per meal	6.30	0%
Meal Package 3 (includes up to two selections, not including a Main Meal) - subject to availability	Partial Cost	per meal	4.20	0%
Meal Package 4 (includes up to one selection, not including a Main Meal) - subject to availability	Partial Cost	per meal	3.10	0%
▶ Centre Event Fee				
Fee	Partial Cost	per meal	0.00 - 20.00	0%

ATTACHMENT A

Service Description	Pricing Code	Unit of Measure	Fee \$	GST
DIRECT SERVICES, FOOD PROGRAM				
▶▶ MEALS ON WHEELS - Burrows Rd Distribution Centre				
<i>Meal Fee waiver may be available on request (subject to conditions)</i>				
Meals - Provided to Home & Community Care Clients (HACC Funded)				
OR				
▶ Meals - Provided to Commonwealth Funded Aged Care Packages (No HACC Funding)				
Meal Only	Partial Cost	Meal	5.10	0%
Dessert or Soup Only (subject to conditions)	Partial Cost	Meal	1.55	0%
Meal Package 1 (Main, Dessert, Bread, Juice), Hot, Chilled & Frozen	Partial Cost	Meal	6.30	0%
Meal Package 2 (Main, Soup, Bread, Juice) Chilled & Frozen	Partial Cost	Meal	6.30	0%
Meal Package 3 (Main, Dessert, Bread, Soup, Juice) Chilled & Frozen only	Partial Cost	Meal	6.80	0%
Breakfast Pack	Partial Cost	Meal	5.50 - 10.00	0%
Snack Pack	Partial Cost	Meal	4.50 - 10.00	0%
Sandwich Pack	Partial Cost	Meal	4.50 - 10.00	0%
▶ Service Provider Fee - Grant Funding Disability and Aged Care				
Customers not eligible for Disability or Aged Care Funding	Full Cost	Meal	8.10	10%
▶ Service Provider Fee - For Commonwealth funded Aged Care Package and Non Resident Clients				
<i>Note: For cases where Council provides meal but receives no Funding, a fee is charged to the Commonwealth funded Aged Care Package Service Provider</i>				
Non Residents	Full Cost	Meal	8.10	10%
▶▶ HEALTHY AGEING ACTIVITIES				
▶ Classes				
Fee	Partial Cost	per class	0.00 - 10.50	10%
▶ Outings/Events				
Fee	Partial Cost	per event	0.00 - 31.00	10%
▶ Photocopies / Printing				
<u>Black and White Photocopying</u>				
A4 Black & White	Market	per copy	0.20	10%
A3 Black & White	Market	per copy	0.30	10%
<u>Laser Printing</u>				
Black & White	Market	per page	0.20	10%
▶ Facsimile Copies - A4				
<u>Local Call</u>				
First Page	Market	per page	3.00	10%
Subsequent Pages	Market	per page	1.50	10%
<u>STD Call</u>				
First Page	Market	per page	4.00	10%
Subsequent Pages	Market	per page	1.50	10%
<u>ISDN Call</u>				
First Page	Market	per page	6.00	10%
Subsequent Pages	Market	per page	2.00	10%
▶▶ PODIATRY SERVICE				
▶ Consultation (Residents only)				
Fee	Partial Cost	per visit	14.00	0%
COMMUNITY PROGRAMS & SERVICES				
▶▶ COMMUNITY BUS SCHEME				
▶ Category A (Subject to CEO Approval)				
<i>Partnership Programs with the City of Sydney</i>				
Half Day (up to 4 hours)	Zero	per booking	-	10%
Full Day (over 4 hours)	Zero	per booking	-	10%
Additional Overnight Charge	Zero	per night	-	10%
Cleaning Fee - to be charged if buses not returned clean	Partial Cost	per booking	89.20	10%
Refuelling Fee - to be charged if buses returned not refuelled	Zero	per booking	-	10%
▶ Category B				
<i>Non-profit Organisations/Community Groups/Disadvantaged Schools</i>				
Full Day (over 4 hours)	Partial Cost	per booking	24.60	10%
Additional Overnight charge	Partial Cost	per night	78.00	10%
Cleaning Fee - to be charged if buses returned not cleaned	Partial Cost	per booking	89.20	10%
Refuelling fee - to be charged if buses returned not refuelled	Partial Cost	per booking	56.50	10%
Failure to notify a booking cancellation - Full Day	Partial Cost	per booking	24.60	10%
Pre-trip Inspection Fee (Hires travelling outside 100km radius of City of Sydney LGA)	Partial Cost	per booking	44.60	10%
Toll Charges (cost of tolls used throughout hire)	Full Cost	per booking	Fee + GST	10%

Service Description	Pricing Code	Unit of Measure	Fee \$	GST
COMMUNITY PROGRAMS & SERVICES				
▶▶ COMMUNITY BUS SCHEME				
▶ Category C				
<i>Other Grps/Non City of Sydney Organisations/Other Schools</i>				
Half day (up to 4 hours)	Partial Cost	per booking	89.20	10%
Full Day (over 4 hours)	Partial Cost	per booking	150.00	10%
Additional Overnight charge	Partial Cost	per night	78.00	10%
Cleaning Fee - to be charged if buses returned not cleaned	Partial Cost	per booking	89.20	10%
Refuelling fee - to be charged if buses returned not refuelled	Partial Cost	per booking	56.50	10%
Failure to notify a booking cancellation - Half Day	Partial Cost	per booking	89.20	10%
Failure to notify a booking cancellation - Full Day	Partial Cost	per booking	150.00	10%
Pre-trip Inspection Fee (Hires travelling outside 100km radius of City of Sydney LGA)	Partial Cost	per booking	44.60	10%
Toll Charges (cost of tolls used throughout hire)	Full Cost	per booking	Fee + GST	10%
▶ Additional Fees for Provision of Bus Drivers				
Monday - Friday 8:15 to 5pm (minimum 4 hrs)	Market	per hour	44.60	10%
Monday - Friday 5pm to midnight (minimum 4 hrs)	Market	per hour	89.20	10%
Weekend - 7am - midnight (minimum 4hrs)	Market	per hour	89.20	10%
Public Holidays	Market	per hour	132.00	10%
▶ Fuel Usage Charge				
<i>To be approved by the Community Transport Coordinator prior to confirmation of bus booking</i>				
Fee	Partial Cost	per km	0.40	10%
▶ Insurance Excess Fee				
<i>To recover the cost of any repairs below Council's insurance excess</i>				
Costs incurred by Council	Full Cost	per incident	Fee + GST	10%
▶▶ COMMUNITY KITCHEN HIRE				
▶ Accreditation				
Annual Fee Category B and C only (includes process fee and site induction)	Partial Cost	per annum	200.00	10%
Additional Site Inductions (Category B and C only)	Partial Cost	per induction	100.00	10%
▶ Category A (Subject to Approval)				
<i>Partnership Programs with the City of Sydney</i>				
Half Day (up to 4 hours)	Zero	per booking	-	10%
Full Day (over 4 hours)	Zero	per booking	-	10%
Overnight Charge	Zero	per night	-	10%
Cleaning Fee - to be charged if kitchen space is not cleaned after use	Full Cost	per booking	as per quote	10%
Insurance fee, subject to approval (public & product insurance)	Full Cost	per booking	as per quote	10%
▶ Category B				
<i>Non-profit Organisations/Community Groups</i>				
Half Day (up to 4 hours)	Partial Cost	per booking	40.00	10%
Full Day (over 4 hours)	Partial Cost	per booking	80.00	10%
Overnight Charge	Partial Cost	per night	30.00	10%
Cleaning Fee - to be charged if kitchen space is not cleaned after use	Full Cost	per booking	as per quote	10%
Failure to notify a booking cancellation - Half Day	Partial Cost	per booking	40.00	10%
Failure to notify a booking cancellation - Full Day	Partial Cost	per booking	80.00	10%
Insurance fee, subject to approval (public & product insurance)	Full Cost	per booking	as per quote	10%
▶ Category C				
<i>Other Grps/Non City of Sydney Organisations</i>				
Half Day (up to 4 hours)	Partial Cost	per booking	80.00	10%
Full Day (over 4 hours)	Partial Cost	per booking	160.00	10%
Overnight Charge	Partial Cost	per night	30.00	10%
Cleaning Fee - to be charged if kitchen space is not cleaned after use	Full Cost	per booking	as per quote	10%
Failure to notify a booking cancellation - Half Day	Partial Cost	per booking	80.00	10%
Failure to notify a booking cancellation - Full Day	Partial Cost	per booking	160.00	10%
Insurance fee, subject to approval (public & product insurance)	Full Cost	per booking	as per quote	10%
▶ Security Deposit				
Refundable Deposit (Category B and C only)	Security Deposit	per booking	300.00	0%
▶▶ CITY SPACES PROGRAMS AND ACTIVITIES				
<i>Includes centre based activities, classes, events and programs</i>				
▶ Programs and Activities				
Fee	Partial Cost	per activity	0.00 - 150.00	10%
▶ Special Youth Events				
Activities and Excursions (recovery of Council costs up to \$100)	Partial Cost	per person	Fee + GST	10%

ATTACHMENT A

Service Description	Pricing Code	Unit of Measure	Fee \$	GST
EVENTS				
▶▶ RENTAL OF SYDNEY NEW YEARS EVE OPERATIONAL ASSETS				
▶ Rental Fees				
<i>All charges per item per week or part thereof</i>				
Production Items	Market	per item per week	0.00 - 600.00	10%
Scenic Items	Market	per item per week	0.00 - 630.00	10%
▶▶ SALE OF EVENT ITEMS (INCLUDING BANNERS)				
▶ Merchandise				
Low Value Item (Small size/high volume/standard quality)	Market	per item	0.00 - 200.00	10%
Medium Value Item (Medium size/limited volume/good quality)	Market	per item	200.00 - 800.00	10%
High Value Item (Large size/very limited volume/exceptional quality)	Market	per item	600.00 - 1000.00	10%
▶▶ CHINESE NEW YEAR				
▶ Chinatown Food & Cultural Tours				
Ticket Fee	Market	per person	50.00 - 100.00	10%
▶ Chinese New Year Market				
Stall Hire Fees	Market	per unit	0.00 - 1375.00	10%
Stall Hire Fees (Games)	Market	per unit	3000.00 - 3300.00	10%
▶ Chinese New Year Event				
Event Ticket Fee	Market	per person	60.00 - 70.00	10%
▶ Dragon Boat Races				
Individual Entrance Fee	Partial Cost	per person	13.00 - 40.00	10%
Team Entrance Fee	Partial Cost	per team	400.00 - 999.00	10%
Marquee Hire Fee	Partial Cost	per unit	450.00 - 650.00	10%
Training Session Fee	Partial Cost	per session	0.00 - 250.00	10%
Insurance Fee	Partial Cost	per person	0.00 - 150.00	10%
▶ Dragon Ball				
Ticket Fee	Market	per person	50.00 - 100.00	10%
▶ Rental Fees - Events Operational Assets				
Rental Production Equipment	Market	per item per week	0.00 - 600.00	10%
Rental Scenic Items	Market	per item per week	0.00 - 630.00	10%
▶▶ ASIA ON YOUR DOORSTEP				
▶ Food Tours				
Tour Fee	Market	per person	15.00 - 65.00	10%
LEGAL				
▶▶ DOCUMENT PREPARATION FOR COURT				
▶ Coloured Photocopies (A4)				
Fee	Partial Cost	per copy	4.10	0%
▶ Document/File Preparation for Court				
<i>Recovery of actual Bureau Charge</i>				
Bulk Copying of files	Full Cost	per subpoena	Fee	0%
Courier Fees	Full Cost	per subpoena	Fee + GST	10%
▶ Scanning & Saving Documents to CD or USB				
Fee	Partial Cost	per CD/USB	10.00	0%
DOCUMENT MANAGEMENT				
▶▶ CITY RECORDS - FORMAL GIPAA APPLICATIONS				
<i>Amendment of Records</i>				
<i>Where significant correction of personal records results from a GIPAA Formal Application and where the error was not the fault of the applicant, the Application Fee will be fully refunded.</i>				
▶ Formal Access Application (Not Personal Information of Applicant)				
Application Fee	Legislative	per request	30.00	0%
Processing Charge	Legislative	per hour	30.00	0%
▶ Formal Access Application (Personal Information of Applicant)				
Application Fee	Legislative	per request	30.00	0%
First 20 hours	Legislative	per request	-	0%
Processing Charge after the first 20 hrs	Legislative	per hour	30.00	0%
▶ Internal Review				
Application Fee	Legislative	per request	40.00	0%
▶ Discounts on Applications				
An applicant is entitled to 50% reduction of Processing Charge if Council is satisfied that the applicant is suffering financial hardship and/or there is a special benefit to the public generally	Legislative	per request	Fee	0%

ATTACHMENT A

Service Description	Pricing Code	Unit of Measure	Fee \$	GST
DOCUMENT MANAGEMENT				
▶▶ CITY RECORDS - INFORMAL GIPAA REQUESTS				
<i>The following fees do not apply to Mandatory Open Access Information as defined under the GIPA Act</i>				
▶ Copies of Documents				
<i>Where document is to be the basis of a commercial product, associated fees are subject to negotiation and approval of Director.</i>				
Digital Copies (outsourced) - at cost to council	Full Cost	per request	Fee	0%
Onsite photocopies - A3	Full Cost	per page	3.00	0%
Onsite photocopies - A4	Full Cost	per page	2.00	0%
Onsite copies A2-A0 Building plans (black & white only)	Full Cost	per sheet	17.00	0%
Provide Documents on CD/USB	Full Cost	per CD/USB	10.00	0%
▶ Copies of Photographs				
<i>Low resolution photographs available on website free, high resolution as per below</i>				
Digital copy - 300dpi	Full Cost	per image	40.00	0%
▶ Licence Fee/Permission to use Copies of Archival Material				
<i>eg: as illustrations, for display</i>				
Commercial purpose	Market	per use	100.00	0%
Non-Commercial purpose	Zero	per use	-	0%
Student use	Zero	per use	-	0%
▶ Digitising of Plans				
<i>Associated with applications for approval to erect a building; Construction Certificate; Complying Development Certificate</i>				
<u>Cost of Work</u>				
Not exceeding \$5,000	Market	per application	11.50	0%
\$5,001 to \$100,000	Market	per application	35.00	0%
\$100,001 to \$500,000	Market	per application	70.00	0%
\$500,000 to \$1,000,000	Market	per application	105.00	0%
\$1,000,0001 to \$5,000,000	Market	per application	175.00	0%
\$5,000,0001 to \$10,000,000	Market	per application	350.00	0%
Over \$10 million	Market	per application	580.00	0%
▶▶ SUBPOENA PROCESSING				
<i>Also see fees under LEGAL - Document Preparation for Court</i>				
▶ Conduct Money				
Conduct Money	Full Cost	per application	30.00	0%
FINANCE				
▶▶ RATES & VALUATION CERTIFICATES				
▶ Section 603 Certificates - Local Government Act 1993				
Normal Fee (by Ministerial Decree)	Legislative	per certificate	75.00	0%
▶ Transfer Notice Register				
Inspection only	Zero	per inspection	-	0%
Printout - A4	Market	per page	2.00	0%
▶ Information from Valuation Records				
Inspection only	Zero	per inspection	-	0%
Printout - A4	Market	per page	2.00	0%
▶ Interest on Overdue Rates				
Fee	Legislative	per assessment	8.00 %	0%
▶▶ SECURITIES				
▶ Fee for Refundable Security Deposits & S94 Contributions				
Base Management Fee - BDD pre-2004 where applicable	Partial Cost	Deposit Amt	2.20 %	10%
▶▶ FINANCE CHARGES				
▶ Enquiry Fees				
Cheques Special Clearance	Partial Cost	per cheque	40.00	10%
Investigation Fee	Partial Cost	per item	35.00	10%
▶ Dishonoured Fee				
Cheques, Electronic Transactions, Australia Post, etc	Partial Cost	per item	35.00	10%
▶▶ TENDER DOCUMENT FEE				
▶ Printed Copy of Documentation (Selected Tenders)				
Fee	Zero	per tender	-	0%
▶▶ INTEREST ON OVERDUE DEBTS				
▶ Based on Statutory Rates figure				
Fee	Partial Cost	per debt	8.00 %	0%

ATTACHMENT A

Service Description	Pricing Code	Unit of Measure	Fee \$	GST
SUSTAINABILITY				
» ENVIRONMENTAL UPGRADE AGREEMENTS				
▶ EUA Administration Fee				
Loan Term - 1 Year or part thereof	Full Cost	per agreement	3,617.00	10%
Loan Term - 2 Years or part thereof	Full Cost	per agreement	4,084.00	10%
Loan Term - 3 Years or part thereof	Full Cost	per agreement	4,550.00	10%
Loan Term - 4 Years or part thereof	Full Cost	per agreement	5,018.00	10%
Loan Term - 5 Years or part thereof	Full Cost	per agreement	5,485.00	10%
Loan Term - 6 Years or part thereof	Full Cost	per agreement	5,951.00	10%
Loan Term - 7 Years or part thereof	Full Cost	per agreement	6,419.00	10%
Loan Term - 8 Years or part thereof	Full Cost	per agreement	6,885.00	10%
Loan Term - 9 Years or part thereof	Full Cost	per agreement	7,352.00	10%
Loan Term - 10 Years or part thereof	Full Cost	per agreement	7,818.00	10%
Loan Term - 11 Years or part thereof	Full Cost	per agreement	8,285.00	10%
Loan Term - 12 Years or part thereof	Full Cost	per agreement	8,752.00	10%
Loan Term - 13 Years or part thereof	Full Cost	per agreement	9,219.00	10%
Loan Term - 14 Years or part thereof	Full Cost	per agreement	9,686.00	10%
Loan Term - 15 Years or part thereof	Full Cost	per agreement	10,152.00	10%
▶ EUA Other Charges				
Late Payment Fee	Full Cost	per occasion	\$64.00 + court fees	10%
Amendment Fee	Full Cost	per amendment	330.00	10%
» GREEN VILLAGES				
▶ Green Villages Workshops				
<i>In the event of the City of Sydney organising a Green Villages workshop for an organisation, the direct costs associated with this workshop may be charged to the organisation.</i>				
Residents	Market	per registrant	0.00 - 60.00	10%
Non Residents	Market	per registrant	0.00 - 60.00	10%
Organisations	Partial Cost	by negotiation	Fee + GST	10%

Appendix 1 - Venue Management

2016-2017 Indoor Venues Fees and Charges

Contents

Introduction	2
Overview	2
Partial Rates:.....	2
Sydney Town Hall	3
Major Venues	3
Ancillary Venues.....	4
Barnet Long Room at Customs House.....	5
Stapleton Hall at Paddington Town Hall	6
Catering Commission - Paddington Town Hall.....	6
Equipment, Labour and other additional charges (All venues).....	8
Audio Visual Equipment	8
Staging Equipment & Services	11
Personnel	11
Miscellaneous.....	12
Surcharges/Bonds/Commissions Payable	12
Public Liability Insurance	13

Introduction

Overview

In 2015 the Venue Management undertook an overview of the fees and charges arrangements that support the operation of the Sydney Town Hall, Barnet Long Room at Customs House and the Stapleton Hall at Paddington Town Hall.

A new simplified pricing model for venue hire based on a clear hourly rate model and minimum booking periods has been developed to give hirers a clearer understanding of the venue hire costing. When reviewing this document, please note the following:

- Pricing in this document is valid from 01 July 2016 until 30th June 2017.
- All prices quoted include GST, except security bonds.
- All pricing codes are market unless specified.
- An additional 25% surcharge on all standard venue hire rates is applicable on Sundays, Public Holidays and New Year's Eve.
- Vestibule, Marconi Terrace and Lower Town Hall Foyer can only be hired as stand-alone venues less than 3 months prior to event commencement.
- All exhibition rates are based on a 2 - 14 day hire. Exhibitions greater than 14 day's duration are on quotation.

Partial Rates

- Partial rates are applicable to registered charitable organisations and public schools who are based in the Local government area.
- Partial rates are available where specified in the schedule of rates and based on a 25% discount on Market rates, with minor rounding to the nearest five or ten dollar as applicable.
- Partial rates are not applicable on Fridays, Saturdays, Sundays, Public Holidays and New Year's Eve.
- Partial rates are not to be used for the application of Reduced rates or Value In Kind Sponsorship (all days)

Sydney Town Hall

Major Venues

A) Minimum venue hire per booking (per day)

	Load in/ Load out hours	Event hours	Total minimum hours per day	
Catered events	12	5	17	
Conference	4	8	12	
Theatre - Day	3	4	7	
Theatre - Evening	11	4	15	
School Speech Day	n/a	5	5	School concerts charged at theatre rates
Exhibition	n/a	10	10	one combined entrance/exit only
Elections	n/a	12	12	separate entrance & exit
Load in/Load out full day	10	0	10	

B) Hourly rates (including GST)

	Centennial Hall & Vestibule		Lower Town Hall	
	\$ Standard	\$ Partial	\$ Standard	\$ Partial
Catered events	1,200	900	550	415
Conference	2,100	1,575	550	415
Theatre style events	2,900	2,175	550	415
School Speech Day	2,200	1,650	n/a	n/a
Exhibition	2,100	1,575	600	450
Elections	n/a	n/a	1,020	n/a
Load in/ Load out	640	480	380	285
Load in/Load out full day	1,000	750	380	285

An example of how to calculate venue hire rates using these tables:

Evening catered event, Centennial Hall & Vestibule, Standard rates

(12 hours x \$640 per load in/out hour) + (5 hours x \$1,200 per event hour)

= \$7,680 + \$6,000 = \$13,680 including GST

Ancillary Venues (including GST)

	Hourly rate (all use types)	Minimum hours per booking per day
Vestibule	550	8
Marconi Terrace	550	8
Lower Town Hall Foyer	150	4
Treasury Room	130	4
Vault	130	4
VIP Boardroom	100	4
Marconi Room	130	4
Southern Function Room	100	4

An example of how to calculate venue hire rates using these tables:

Theatre style meeting, Marconi room, 6pm – 9pm

(4 hours (min. call x \$130 per hour)

= \$520 including GST.

Barnet Long Room at Customs House

Inclusive of the Barnet Long Room, Pre-function rooms, Balcony and Boardroom

A) Minimum venue hire per booking (per day)

	Load in/ Load out hours	Event hours	Total min hours per day
Catered, Cabaret and classroom set ups	2	4	6
Conference – theatre style	2	4	6
Exhibition	n/a	8	8
Load in/Load out full day	10	n/a	10

B) Hourly rates (including GST)

	Standard	Partial
Catered, Cabaret and classroom set ups	400	340
Conference – theatre style	300	225
Exhibition	300	225
Load in /Load out	240	180

An example of how to calculate venue hire rates using these tables:

Evening Meeting, Barnet Long Room, 6pm – 10pm, Partial rates

(2 hours x \$180 per load in/out hour) + (4 hours x \$225 per event hour)

= \$360 + \$900 = \$1,260 including GST

Stapleton Hall at Paddington Town Hall

Inclusive of the Bar and Pre function area and Oxford Street balcony

All events at Paddington Town Hall must be concluded by midnight

A) Minimum venue hire per booking (per day)

	Load in/ Load out hours	Event hours	Total min hours per day
Catered, Cabaret and classroom set ups	7	4	11
Conference – theatre style	3	4	7
Exhibition & Retail Sale events	n/a	10	10
Load in/Load out full day	10	n/a	10

B) Hourly rates (including GST)

	Standard	Partial
Event hours (no security)	250	190
Event hours (1 x security)	320	240
Load in /Load out	220	180

Catering Commission

A) Use of Kitchen and or Bar (including GST)

	Unit of Measure	2016/17 \$
<100 guests	Per Booking	675
100 - 149 guests	Per Booking	850
150 - 199 guests	Per Booking	1015
200 - 249 guests	Per Booking	1380
250 - 300 guests	Per Booking	1685
300 - 349 guests	Per Booking	2095
350 - 399 guests	Per Booking	2145
> 400 guests	Per Booking	2655

B) Light Catering, Bar only (including GST)

	Unit of Measure	2016/17 \$
<100 guests	Per Booking	310
100 - 149 guests	Per Booking	460
150 - 199 guests	Per Booking	595
200 - 249 guests	Per Booking	765
250 - 300 guests	Per Booking	870
300 - 349 guests	Per Booking	1,070
350 - 399 guests	Per Booking	1,225
> 400 guests	Per Booking	1,330

An example of how to calculate venue hire rates using these tables:

Evening Banquet, Stapleton Hall - 7pm – 11pm, Standard rates, security required, 400 pax
 (7 hours x \$220 per load in/out hour) + (4 hours x \$320 per event hour) + \$2,655 catering
 com

= \$1,540 + \$1,280 + \$2,655 = \$5,475 including GST

Equipment, Labour and other additional charges (All venues)

Audio Equipment (including GST)

Equipment prices only, labour charges additional

	Unit of Measure	2016/17 \$	Sydney Town Hall	Paddington Town Hall	Customs House
Portable PA 2 Speaker Package	Each Per Day	410	•	•	•
Portable PA 4 Speaker Package	Each Per Day	520	•	•	•
Portable PA 6 Speaker Packages	Each Per Day	630	•	•	•
Recording Fee CD (80 min)	Each Per Day	165	•		•
Portable Mixing Console	Each Per Day	150	•	•	•
DPA 4088 Headset Flesh	Each Per Day	26	•		•
Wireless Comms - Clear Comm	Each Per Day	105	•		
Media Splitter	Each Per Day	125	•		•
Central Line Array Removal & Reinstate (inc labour)	Each Per Day	1,600	•		
Radio Microphone	Each Per Day	155	•	•	•
Speaker	Each Per Day	100	•	•	•
Shure PSM1000 Series In Ear Monitor	Each Per Day	155	•		•
Portable PA - Ti10 Line Array	Each Per Day	750	•		

Lighting Equipment (including GST)

Equipment prices only, labour charges additional

	Unit of Measure	2016/17	Sydney \$ Town Hall	Paddington Town Hall	Customs House
Full Return & Focus Lighting Rig (inc labour)	Each Per Day	1,600	•		
Mirror Ball	Each Per Day	170	•		
Follow spot	Each Per Day	180	•		
Vari*lite VL 1100 TSD Moving Head Profile	Each Per Day	103	•		
Lighting Package - Vestibule	Each Per Day	460	•		
Lighting Package - Full Additional Lighting Package	Each Per Day	2,350	•		
Lighting Package - Centennial Hall Moving Lights	Each Per Day	1,750	•		
Lighting Package - Centennial Hall Wall & Ceiling Wash	Each Per Day	1,300	•		
LED Par	Each Per Day	30	•	•	•
Martin Mac Aura	Each Per Day	77	•		
Martin Moving Light	Each Per Day	165	•		
JEM 365 Hazer	Each Per Day	230	•		
Exterior Façade Lighting	Per Booking	1,500	•		
Lower Town Hall Stage Wash	Each Per Booking	280	•		
Wireless DMX Receiver	Each Per Day	75	•		
Light - Profile Conventional	Each Per Day	15	•	•	•
Light - Fresnel Conventional	Each Per Day	15	•	•	•
Light - Par Conventional	Each Per Day	10	•	•	•
Lighting Desk - Portable	Each Per Day	100	•	•	•

	Unit of Measure	2016/17 \$	Sydney Town Hall	Paddington Town Hall	Customs House
3 Phase Distribution Board	Each Per Day	75	•	•	•
Lighting Package - Floor Package Auras	Each Per Day	400	•	•	•
Lighting Package - Floor Package Quantum Profiles	Each Per Day	500	•	•	•
Projector - Medium with Lens	Each Per Day	750	•	•	•

Vision Equipment including GST

Equipment prices only labour charges additional

	Unit of Measure	2016/17 \$	Sydney Town Hall	Paddington Town Hall	Customs House
Monitor on Trolley	Each Per Day	150	•		•
Portable Digital Signage	Each Per Day	150	•		•
Laptop	Each Per Day	125	•		•
Single small Projector & Screen (6 x 8 screen rear project)	Each Per Day	400	•	•	
Vision Switcher	Each Per Day	250	•	•	•
Projection Screen Medium	Each Per Day	250	•	•	•
Single Medium Projector Package	Each Per Day	1,250	•	•	•
Dual Medium Projector Package	Each Per Day	1,950	•	•	•

Rigging including GST

Equipment prices only labour charges additional

	Unit of Measure	2016/17 \$	Sydney Town Hall	Paddington Town Hall	Customs House
ASM OTTO 1T Chain Motor	Each Per Day	155	•		
Euro truss HD34 Truss 3m	Each Per Day	250	•		
Truss Arch Cabling	Each Per Booking	75	•		

Staging Equipment & Services including GST

Includes labour where required

	Unit of Measure	2016/17 \$	Sydney Town Hall	Paddington Town Hall	Customs House
Carpet Runner Oxford entrance to base of stairs	Per Booking	125		•	
Carpet Runner Centennial Hall Front Steps to Eastern Corridor	Per Booking	450	•		
Carpet Runner Centennial Hall Centre Aisle	Per Booking	350	•		
Centennial Hall Black Out	Per Booking	3,900	•		
Fazioli Piano Moving & Tuning	Per Booking	990	•		
Kawai GX6 Piano Moving & Tuning	Per Booking	720	•		
Centre Stage Access Centennial Hall Installation/Removal	Per Booking	300	•		
Stage Extension Centennial Hall Installation/Removal	Per Booking	490	•		
Flip Chart (Inc. pads and pens)	Per Booking	25			•
Marconi Terrace Marquee – Installation and removal (normal hours)	Per occasion	on quotation	•		

Personnel including GST

All venues. A minimum 4 hour call applies to all personnel charges.

	Unit of Measure	2016/17 \$
Site Supervisor	Per Person/Hour	70
Technical Staff	Per Person/Hour	96
Cleaner	Per Person/Hour	70
Cloakroom Attendant	Per Person/Hour	50
Fire Warden	Per Person/Hour	70

	Unit of Measure	2016/17 \$
Follow Spot Operator	Per Person/Hour	77
Loading Dock Attendant	Per Person/Hour	70
Operations Staff	Per Person/Hour	60
Security	Per Person/Hour	70
Usher - Mon to Sat	Per Person/Hour	43
Usher - Sundays & Public Holidays	Per Person/Hour	69

Miscellaneous including GST

	Unit of Measure	2016/17 \$
Loading Dock Traffic Management Fee (Sydney Town Hall only)	Each per occasion	1,050
Phone Lines (plus call costs)	Each Per Day	105
Refuse Collection Fee - at cost to Council	On Quotation	Cost to Council
Goods & Services booked on behalf of hirer (sub hire services)		Cost to Council + 20%
Filming & Photography. Locations within venues where standard venue hire fees are not applicable.	per location 4 hour call	510
Contract revision fee	Each	150

Surcharges/Bonds/Commissions Payable

	Unit of Measure	2016/17 \$
Sunday and Public Holiday surcharge (inclusive of GST)	per day	25% of total room hire
Venue hire security bond	Per Booking	2,500
Kitchen security bond - Sydney Town Hall (catering stand asides only)	Per Booking	2,500
Catering Commission payable – Sydney Town Hall (catering stand asides only). Applied to the total catering costs (Food, beverage Labour & equipment) charged to	Per booking	20% of total catering expenses

the client, both in real costs + value in kind/sponsorship. (inclusive of GST)

Kitchen security bond - Paddington Town Hall	Per Booking	2,500
--	-------------	-------

Public Liability Insurance including GST

All parties hiring City facilities are required to provide proof of \$10 million Public Liability Insurance before a venue booking can be confirmed

Individuals and small community groups unable to provide insurance cover may make application to be covered under the City's Community Engagement Liability Policy at the following fee rates

	Unit of Measure	2016/17 \$
Level 1 - Venue booking fees <\$400 ex GST	Per Booking	30
Level 2 - Venue Booking Fees between \$400 & 1,600 ex GST	Per Booking	110
Level 3 - Venue Booking Fees > \$1,600 ex GST	Per Booking	225

Name	Address	Suburb
Civic Spaces		
Customs House Square/Forecourt	Alfred Street btwn Young & Loftus Sts	Circular Quay
Gateway Building Reserve	Alfred Street btwn Loftus & Pitt Sts	Circular Quay
Herald Square	Alfred Street btwn Pitt & George Sts	Circular Quay
Scout Place	Alfred Street btwn Phillip & Young Sts	Circular Quay
Oxford Square	Burton Street & Riley Street	Darlinghurst
Taylor Square	Bourke Street & Forbes Street at Oxford St	Darlinghurst
Chard Stairs Streetscape	Forbes Street	Darlinghurst
Erskineville Square	Erskineville Road	Erskineville
Jubilee Fountain Plaza	Glebe Point Road cnr Parramatta Rd	Glebe
Dixon Streetscape Nth No 1	Dixon Street btwn Hay & Goulburn	Haymarket
Dixon Streetscape Sth No 2	Dixon Street btwn Hay & Goulburn	Haymarket
International Square	William Street / Kings Cross Tunnel	Kings Cross
Llankelly Place	Llankelly Place	Kings Cross
Wilson Street Open Space	Wilson Street	Newtown
Pymont Street Civic Space	Pymont Street	Pymont
Scott St Plaza	Scott Street	Pymont
Ibero American Plaza	Chalmers Street beside Devonshire St tunnel	Surry Hills
Agar Steps	Kent Street to Observatory Hill	Sydney
Cathedral Square	College Street	Sydney
Chifley Square	Chifley Square	Sydney
Martin Place	George Street to Macquarie St	Sydney
Pitt Street Mall	Pitt Street btwn King St & Market St	Sydney
Railway Square	George Street	Sydney
Regimental Square	Wynyard Street	Sydney
Richard Johnson Square	Hunter Street / Bligh Sts	Sydney
Sydney Square	George Street (between Town Hall & St Andrews Cathedral)	Sydney
Iconic Parks		
Sydney Park	Sydney Park Road	Alexandria
Federal Park No. 1	Chapman Road	Annandale
Federal Park No. 2	Chapman Road	Annandale
Victoria Park	City Road	Camperdown
Arthur McElhone Reserve	Billyard Avenue	Elizabeth Bay
Bicentennial Park 1	Federal Road	Glebe
Bicentennial Park 2	Federal Road	Glebe
Dr H J Foley Rest Park	Glebe Point Road cnr Bridge Road	Glebe
Jubilee Park	Federal Road	Glebe
Belmore Park	Hay Street	Haymarket
Observatory Hill Park	Upper Fort Street	Millers Point
Pirrama Park	Pirrama Road	Pymont
Redfern Park	Redfern Street	Redfern
Rushcutters Bay Park	Waratah Street	Rushcutters Bay
Prince Alfred Park	Chalmers Street	Surry Hills
Cook + Phillip Park	College Street	Sydney
Cook + Phillip Park Playground	College Street	Sydney
Hyde Park North	Elizabeth Street	Sydney
Hyde Park South	Elizabeth Street	Sydney
Macquarie Place Park	Bridge Street	Sydney
Wynyard Park	York Street	Sydney
Wentworth Park	Wentworth Park Road	Ultimo

Name	Address	Suburb
Level A Sporting Fields		
Allan Davidson Oval	Sydney Park Rd	Alexandria
Erskineville Oval	Fox Avenue	Erskineville
Jubilee Oval	Federal Road	Glebe
Redfern Oval	Chalmers Street	Redfern
Reg Bartley Oval	Waratah Street	Rushcutters Bay
Level B Sporting Fields		
Alexandria Park Oval	Buckland Street	Alexandria
Perry Park	Maddox Street cnr Bourke Rd	Alexandria
Federal Park	Chapman Road	Annandale
Turruwul Park	Rothschild Avenue	Rosebery
Wentworth Park	Wentworth Park Road	Ultimo
Waterloo Oval	Elizabeth Street cnr McEvoy St	Waterloo
Neighbourhood Parks		
Alexandria Park	Buckland Street	Alexandria
Perry Park	Maddox Street cnr Bourke Rd	Alexandria
Beaconsfield Park	Queen Street	Beaconsfield
Chippendale Green	O'Connor Street	Chippendale
Peace Park	Myrtle Street btwn Pine & Buckland Sts	Chippendale
Green Park	Victoria Street cnr Burton Sts & Darlinghurst Rd	Darlinghurst
Charles Kernan Reserve	Abercrombie Street	Darlington
Beare Park	Esplanade Road	Elizabeth Bay
Fitzroy Gardens	Macleay Street	Elizabeth Bay
Harry Noble Reserve	Swanson Street cnr Fox Avenue	Erskineville
Orphan School Creek Playground	Wood Street	Forest Lodge
Blackwattle Bay Park	Oxley Street	Glebe
Glebe Foreshore Walk East	Mary Street	Glebe
Glebe Foreshore Walk West	Mary Street	Glebe
Pope Paul VI Reserve	Federal Road [Glebe Point Rd]	Glebe
Reserve (Foreshore Walk)	Cook Street	Glebe
Hollis Park	Wilson Street	Newtown
Embarkation Park	Victoria Street	Potts Point
Giba Park	Point Street	Pymont
James Watkinson Reserve	Mill Street	Pymont
Kimberly Grove Reserve	Kimberly Grove	Rosebery
Turruwul Park	Rothschild Avenue	Rosebery
Eddie Ward Park	Marlborough Street cnr Devonshire Street	Surry Hills
Harmony Park	Brisbane Street	Surry Hills
Shannon Reserve	Crown Street	Surry Hills
Lang Park	Lang Street cnr York Street	Sydney
Crown Park	Gadigal Avenue	Waterloo
Crystal Park	Crystal Street	Waterloo
The Rope Walk	Archibald Avenue	Waterloo
Waterloo Park	Elizabeth Street cnr McEvoy St	Waterloo
Waterloo Park & Mount Carmel	Elizabeth Street cnr McEvoy St	Waterloo
Joynton Park	Victoria Park Parade	Zetland
Nuffield Park	Ascot Avenue	Zetland
Tote Park	Grandstand Parade	Zetland

Name	Address	Suburb
Pocket Parks		
Belmont Street Streetscape	Belmont Street	Alexandria
Belmont Street 5040 Streetscape	Belmont Street	Alexandria
Bowden Playground	Lawrence Street cnr Harley Sts	Alexandria
Daniel Dawson Playground	Wyndham Street	Alexandria
Dibbs St Reserve	Dibbs Street	Alexandria
Green Square	Bourke Road & O'Riorden St	Alexandria
Jack Shuttlesworth Reserve	Mitchell Road cnr Renwick Street	Alexandria
Les White Reserve	Mitchell Road near Harley St	Alexandria
Mitchell Road Reserve	Mitchell Road cnr Buckland La	Alexandria
Renwick St Playground	Renwick Street near Jennings St	Alexandria
Rotary Park	Henderson Road	Alexandria
Phillips St Streetclosure	Phillips Street	Alexandria
Janet Beirne Reserve	Victoria Street	Beaconsfield
McConeville Reserve	O'Riordon Street	Beaconsfield
Booler Community Centre	Lambert Street	Camperdown
Larkin Street Park	Larkin Street	Camperdown
Lyons Rd Reserve	Parramatta Road cnr Lyons Rd	Camperdown
Balfour Street Park	Balfour Street	Chippendale
City Rd Reserve	Cleveland Street / City Rd	Chippendale
Daniels St Reserve	Daniels Street	Chippendale
Paints Lane Garden Reserve	Moorgate Lane	Chippendale
Regent St Corner Streetscape	Regent Street	Chippendale
Strickland Park	Balfour Street cnr Bartley St	Chippendale
Albert Sloss Reserve	Palmer Street	Darlinghurst
Arthur Reserve	Oswald Lane cnr Craigend St	Darlinghurst
Barcom Ave Park	Barcom Avenue cnr Boundary St	Darlinghurst
Barcom Ave Reserve	Barcom Avenue	Darlinghurst
Chisholm Street Reserve	Chisholm Street cnr Hannam St	Darlinghurst
Gilligan's Island	Bourke Street	Darlinghurst
Lacrozia Playground	Barcom Avenue	Darlinghurst
Kings Lane Reserve	Kings Lane	Darlinghurst
O'Brien Lane Reserve	Bourke Street cnr O'Briens Lane	Darlinghurst
Memorial Playground	Bourke Street	Darlinghurst
Nimrod Street Rest Area	Nimrod Street	Darlinghurst
Rosebank Park	Farrell Avenue	Darlinghurst
Surrey St Playground	Surrey Street	Darlinghurst
Womerah Gardens	Womerah Avenue	Darlinghurst
Three Saints Square	Barcom Avenue	Darlinghurst
Shepherd Street Reserve	Shepherd Street cnr Boundary St	Darlington
Vine Street Playground	Vine Street	Darlington
Vine Street Reserve	Thomas Street	Darlington
Trinity Avenue Playground	Trinity Avenue	Dawes Point
John Armstrong Reserve	Greenknowe Avenue	Elizabeth Bay
Lawrence Hargraves Reserve	Elizabeth Bay Road	Elizabeth Bay
Macleay Reserve	Elizabeth Bay Road	Elizabeth Bay
Ada Villa Terrace	Erskineville Road	Erskineville
Albert Street Reserve No 1	Albert Street cnr Baldwin Street	Erskineville
Amy Street Reserve	Amy Street	Erskineville
Binning Street Reserve	Binning Street	Erskineville
Burren Street Playground	Burren Street	Erskineville
Coulson St Pedestrian Link	Coulson Street	Erskineville
Coulson St Reserve	Coulson Street	Erskineville
Devine Street Reserve	Devine Street cnr Flora St & Bray St	Erskineville
Ellen Lawson Rest Area	Erskineville Road btwn John & Charles Sts	Erskineville
Erskineville Park Oval surrounds	Fox Avenue Ashmore St Mitchell Rd Copeland St	Erskineville
Ethel St Playground	Ethel Street	Erskineville
Flora & Knight Reserve	Flora Street cnr Knight St	Erskineville
George Street Reserve	George Street	Erskineville

Name	Address	Suburb
Pocket Parks		
Green Ban Park 2	Erskineville Road cnr Albert Street	Erskineville
Green Bans Park 1	Albert Street cnr Erskineville Road	Erskineville
Kirsova Playground #1	George Street	Erskineville
Kirsova Playground #2	McDonald Street	Erskineville
Maureen Oliver Reserve	John Street cnr Erskineville Rd	Erskineville
Pinkstone Playground	Septimus Street cnr Baldwin Street	Erskineville
Rochford Street Playground	Rochford Street	Erskineville
Solander Park	Park Street	Erskineville
Rest Area - Bridge Street	Bridge Street	Erskineville
Swanson Street Reserve	Swanson St cnr Bridge St & Equity Ln	Erskineville
Sydney Street Reserve	Sydney Street	Erskineville
South Sydney Rotary Park No 1	Henderson Road	Eveleigh
South Sydney Rotary Park No 3	Station Place	Eveleigh
A V Henry Reserve	The Crescent	Forest Lodge
Alfred Road Reserve	Ross Street	Forest Lodge
Arundel St Reserve	Arundel Street	Forest Lodge
Orphan School Creek	Wood Street	Forest Lodge
Canal (Water Board) Reserve	Beside Johnsons' Ck btwn Wigram Rd & AV Henry Reserve	Forest Lodge
Creek St Reserve	Creek Street	Forest Lodge
J V McMahon Reserve	Minogue Crescent	Forest Lodge
Lewis Hoad Reserve	Minogue Crescent btwn Wigram Rd & PCYC	Forest Lodge
May Pitt Playground	St Johns Road	Forest Lodge
Minogue Crescent Reserve	Minogue Crescent (btwn PCYC & 6-10 Minogue Cres)	Forest Lodge
Ross St Playground	Minogue Crescent cnr Charles St	Forest Lodge
Ross Street Reserve	Ross Street / Minogue Crescent / Hereford St	Forest Lodge
Seamer St Reserve	Catherine Street (cnr Seamer St)	Forest Lodge
PCYC	Minogue Crescent	Forest Lodge
Wigram Rd Reserve	Wigram Road	Forest Lodge
Wood Street Lands	Wood Street	Forest Lodge
Alice Lee Reserve	Burton Street	Glebe
Arthur (Paddy) Gray Reserve	Hereford Street	Glebe
Blackwattle Playground	Blackwattle Park	Glebe
Cardigan St Park	Cardigan Street btwn Darghan St & Darling Ln & Darling St	Glebe
Darghan Street Steps	Darghan Street	Glebe
Ernest Pederson Reserve	Ferry Road	Glebe
Franklyn St Playground	Franklyn Street	Glebe
Glebe Library	Glebe Point Road cnr Wigram Rd	Glebe
Glebe Street Playground	Glebe Street	Glebe
Glebe Town Hall grounds	St Johns Road	Glebe
Hegarty St Steps	Hegarty Street. btwn John St & Ln	Glebe
Jean Cawley Reserve	Rosebank Street	Glebe
John St Reserve	John Street cnr St James Street	Glebe
Kirsova Playground #3	Wigram Lane	Glebe
Lyndhurst St Steps	Lyndhurst Street (btwn Bellevue St & Bellevue Ln)	Glebe
M J (Paddy) Dougherty Reserve	Mitchell Street cnr Wentworth St	Glebe
Millard Reserve	Wentworth Park Road (cnr St Johns Rd)	Glebe
Minogue Reserve	Franklin Street, Glebe Point Road cnr Francis St	Glebe
Palmerston Avenue Steps	Palmerston Avenue btwn Lombard & Bayview	Glebe
Quarry Street Streetscape & Steps	Quarry Street & Quarry Ln (btwn Taylor St & Avon St)	Glebe
Sarah Pennington Reserve	Bayview Street	Glebe
St James Park	Woolley Street	Glebe
Stewart St Glebe Reserve	Leichhardt Street cnr Stewart Street	Glebe
Thomas Portley Reserve	Bellevue Street (cnr Cardigan St)	Glebe
Tram Stop Reserve	Victoria Road	Glebe
William Carlton Gardens	Avon Street (Behind Ernest Pederson Reserve.) Btwn Palmerston Ave & Avon St	Glebe
York St Reserve	York Street	Glebe
St Helens Community Centre	Glebe Point Road	Glebe
Ronald Shores Reserve	Ward Avenue	Kings Cross

Name	Address	Suburb
Pocket Parks		
Argyle Place Park	Argyle Place	Millers Point
Clyne Reserve	Merriman Street	Millers Point
High Street Gardens	High Street	Millers Point
Munn Reserve	Munn Street	Millers Point
Parbury Lane Park	Padbury Lane	Millers Point
Pottinger Park (East)	Pottinger Street (east)	Millers Point
Pottinger Park (West) The Paddock	Pottinger Street	Millers Point
Watson Road Reserve	Watson Road (frontage to Argyle St)	Millers Point
Brown Sreet Reserve	Carillion Avenue btwn Susan & O'Connell	Newtown
Burren Street Reserve	Burren Street cnr Copeland Street	Newtown
Ernest Wright Playground	Horden Street	Newtown
Goddard Reserve	O'Connell Street	Newtown
Gowrie Street Reserve	Gowrie Street	Newtown
Jack Haynes Rest Area	Wilson Street cnr Brocks La	Newtown
Lillian Fowler Reserve	Angel Street	Newtown
M.J Hayes Playground	Egan Street	Newtown
Michael Kelly Rest Area	Brocks Lane	Newtown
Mollie Swift Reserve	Erskineville Road	Newtown
Mrs Isabella Hills Rest Area	Harold Street	Newtown
Union Street Playground	Union Street	Newtown
Wilson Street Reserve	Wilson Street	Newtown
WJ Thurbon Reserve	Browns Lane	Newtown
Albion Avenue Streetscape	Albion Avenue	Paddington
Barracks Reserve	Oxford Street	Paddington
Ethel Turner Park	Oatley Road	Paddington
Little Dowling Street Reserve	Little Dowling Street	Paddington
Paddington Reservoir Gardens	Oxford Street	Paddington
Regent Street Reserve	Regent Street cnr Oxford St	Paddington
Rose Terrace	SouthDowling Street	Paddington
Stewart St Reserve	Stewart Street	Paddington
Stewart Place Reserve	Stewart Street	Paddington
Stewart Street Pocket Park	Stewart Street at Regent St	Paddington
Strong Memorial Reserve	Oxford Street cnr Elizabeth Street	Paddington
Whelan Reserve	Oxford Street / Moore Park Rd	Paddington
Kellett Place	Kellett Place	Potts Point
Orwell Street Reserve	Orwell Street	Potts Point
Springfield Gardens No 1	Orwell Street	Potts Point
Springfield Gardens No 2	Darlinghurst Rd	Potts Point
St Neot Reserve	St Neot Avenue cnr Macleay St	Potts Point
Ada Place Streetscape	Ada Place btwn Allen & Fig Sts	Pymont
Jones & John St Reserve	Jones & John Streets	Pymont
Elizabeth Healy Reserve	Pymont Bridge Road	Pymont
Gipps St	Gipps Street	Pymont
Herbert St Clifftop Walk	Herbert Street	Pymont
John St Square	Harvey Street	Pymont
Jones St Pocket Park	Jones Street	Pymont
McCredie Reserve	Bowman Street	Pymont
Maybanke Park	Harris Street	Pymont
Pymont Bridge Rd Pocket Park	Pymont Bridge Rd cnr Pymont St	Pymont
Saunders St Open Space & Cliff Face	Quarry Master Drive	Pymont
Saunders St Ramp Area	Quarry Master Dr to cnr Jones & John sts	Pymont
Scott St Plaza Bank Area	Harris Street	Pymont
Paradise Reserve	Bulwara Road	Pymont
St Bartholomews Park	Harris Street (Bowman Street)	Pymont
Baptist St Reserve	Baptist Street cnr Phillip St St	Redfern
Chelsea St Playground	Chelsea Street	Redfern
Douglas St Playground	Douglas Street	Redfern
Edmund Resch Reserve	Bourke Street	Redfern

Name	Address	Suburb
Pocket Parks		
Elizabeth McCrean Playground	Kepos Street cnr Zamia St	Redfern
Eveleigh St Playground	Eveleigh Street	Redfern
Gibbons St Reserve	Gibbons Street	Redfern
Great Buckingham Street Reserve	Great Buckingham Street	Redfern
Hanson Cab Place	Young Lane	Redfern
Hugo & Vine reserve	Hugo Street	Redfern
Jack Floyd Reserve No 1	Cope St	Redfern
Jack O'Brien Reserve No 1	Kepos Street	Redfern
James Street Community Garden	James Street	Redfern
James Street Reserve	James Street	Redfern
Kettle Street Reserve	Kettle Street	Redfern
Little Cleveland St Reserve	Little Cleveland Street	Redfern
Little Eveleigh St Reserve	Little Eveleigh Street	Redfern
Pemulwuy Park	Eveleigh Street	Redfern
Marriott Street Reserve	Marriott Street	Redfern
Reconciliation Park	George Street cnr James St	Redfern
Redfern Community Centre	Hugo, Louis and Caroline Streets	Redfern
Stirling Street Park	Stirling Street cnr William St	Redfern
Turner St Reserve	Turner Street / 108 Pitt Street	Redfern
Yellomundee Reserve	Caroline Street cnr Hugo St	Redfern
Bannerman Cres. Reserve	Bannerman Crescent	Rosebery
Crete Reserve	Rosebery Avenue	Rosebery
El Alamein Reserve	Harcourt Parade & Dalmeny Ave	Rosebery
Southern Cross Dr Reserve	Southern Cross Drive btwn Harcourt Pde & Gardiners Rd	Rosebery
Sweet Acres	Rothschild Avenue	Rosebery
Tarakan Reserve	Primrose Avenue	Rosebery
Waratah St Reserve	Waratah Street cnr Queens Ave	Rushcutters Bay
Waratah St Reserve Playground	Waratah Street cnr Queens Ave	Rushcutters Bay
Adelaide Street Reserve	Adelaide Street	Surry Hills
Arthur Street Reserve	Arthur Street cnr Phelps La	Surry Hills
Campbell Street Garden Bed	Campbell Street cnr Hunt Sts	Surry Hills
Cooper St Reserve	Cooper Street	Surry Hills
Cooper St Streetclosure	Cooper Street	Surry Hills
Devonshire St Reserve	Elizabeth Street cnr Devonshire St	Surry Hills
Edgely Street Reserve	Edgely Street (beside Nickson St)	Surry Hills
Fanny Place Playground	Bourke Street	Surry Hills
Foveaux Street Reserve	Foveaux Street	Surry Hills
Fred Miller Reserve	Bourke Street	Surry Hills
Frog Hollow Reserve	Riley Street cnr Albion Street	Surry Hills
James Hilder Reserve	Campbel Street	Surry Hills
Reservoir Street Reserve	Reservoir Street cnr Smith St	Surry Hills
Parkham Street Reserve	Parkham Street	Surry Hills
Wimbo Reserve	Bourke Street	Surry Hills
Tudor Street Reserve	Tudor Street	Surry Hills
Elizabeth Street 5040 Streetscape	Elizabeth Street	Sydney
Jessie Street Gardens	Loftus Street	Sydney
Western Distributor Gardens	Kent Street (Clarence and York Sts)	Sydney
King George V Memorial Park	Cumberland Street	The Rocks
Ada Place Playground	Ada Place	Ultimo
Fig Lane Park	Jones Street to Bulwara Road & Fig Lane	Ultimo
Jones St & Broadway	Jones Street cnr Broadway	Ultimo
Jones St and Quarry Lane	Jones Street	Ultimo
Macarthur Street Rest Area	Macarthur Street cnr Bulwara Rd	Ultimo
Mary Ann Street Park	Mary Ann Street	Ultimo
Mountain St Reserve	Mountain Street at Macarthur St	Ultimo
McKee Street Reserve	McKee Street	Ultimo
Quarry St Streetscape	Quarry Street Jones St to Ada Pl	Ultimo
Wattle & Broadway Rest Area	Wattle Street	Ultimo
Bourke St Reserve	Bourke Street cnr Short Street	Waterloo
Coming Park	Broome Street	Waterloo
Douglas Street Peoples Park	Douglas Street	Waterloo

Name	Address	Suburb
Pocket Parks		
James Cahill Kindergarten Reserve	Raglan Street cnr Elizabeth Street	Waterloo
James Henry Deacon Reserve	Morehead Street	Waterloo
Kensington Street Reserve	Kensington Street	Waterloo
The Bakery	Cains Place (223-247 Pitt St)	Waterloo
Tobruk Reserve	Elizabeth Street (beside Kellick St)	Waterloo
Vescey Reserve	Vescey Street	Waterloo
Watchful Harry Square	Potter Street	Waterloo
Crown Street Reserve	Crown Street cnr Robinson Street	Woolloomooloo
Daffodil Park	McElhone Street	Woolloomooloo
Forbes Street Reserve 1	Forbes Street btwn Cowper Wharf & Nicholson Street	Woolloomooloo
Forbes Street Reserve 2	Forbes Street btwn Nicholson Street & Cathedral Street	Woolloomooloo
Viaduct Area 1	Sir John Young Crescent to Plamer St	Woolloomooloo
Viaduct Area 2	Bourke Street (Palmer St to Junction St)	Woolloomooloo
Viaduct Area 4 Wash Away	Forbes Street	Woolloomooloo
Wallamulla Reserve	Cathedral Street & Forbes Street	Woolloomooloo
Woolloomooloo Playground	Dowling Street	Woolloomooloo
Elizabeth Street Reserve	Elizabeth Street cnr Joynton Ave	Zetland
Gadigal Avenue Park	Gadigal Avenue	Zetland
Joynton Avenue No 1	between Morris Grove & Gadigal Avenue	Zetland
Joynton Avenue No 2	between Morris Grove & Austin Grove	Zetland
Linear Park	Joynton Avenue	Zetland
Mary OBrien Reserve	Tilford Street	Zetland
Public Reserve	14A Defries Avenue	Zetland
North South Setback No 1	between Joynton Ave & Grandstand Parade	Zetland
North South Setback No 2	between Grandstand Parade & Victoria Park Parade	Zetland
The Green	Merton Street	Zetland
Tilford Street Reserve	Tilford Street	Zetland
Victoria Park Parade Park	Victoria Park Parade	Zetland
Woolwash Park	Gadigal Avenue	Zetland

ATTACHMENT A



Sydney2030 / Green / Global / Connected